




















K5 Unit Chair Instrument

High-Speed Handpiece		Standard Head	Mini Head	High Power (Standard)	High Power (Mini)	Coupling
NSK		 H311L - M800L	 H511L - M900L	—	—	 PTL-CL
Bien Air		 Tornado LK	 Tornado S LK	 Bora 2 LED	 Bora 2 LK	 UNIFLEX
Low-Speed Handpiece		Motor	Contra Angle HP		Straight HP	
NSK	External Spray	 E200IL	 E205L 1:5	 E400i	 Osstem A400E (NSK)	
Bien Air	Internal Spray	 CA 1:1L	 CA 1:5L	 HP 1:1L	—	
Electrical Motor	Internal Spray (LED)	 EIL (Bien-Air)	—	—	—	
Scaler		 Dmetec Scaler	 Osstem S5L (EMS)	 Osstem S5L (EMS)		

Product Detail

Color Options

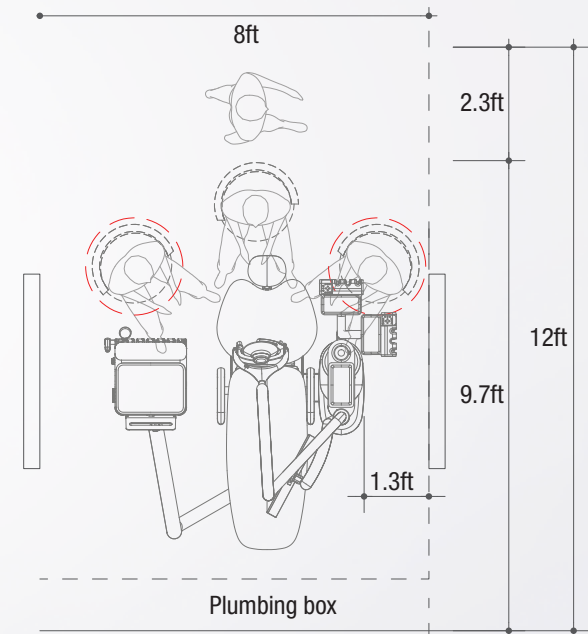
		
Brown	Dark Blue	Dark Violet
		
Classic Blue	Gold	Orange
		
Royal Red	Light Green	Ivory

Specification

Power Supply Voltage	AC 220-240 V, 60 Hz
Power Consumption	1.2 KVA
Seat Elevation Method	Vibrational
Seat Height	Max. 2.8 ft, Min. 1.5 ft
Backrest Angle	Maximum angle 71°
Weight	441 lbs
Maximum Load	331 lbs

Actual Dimensions

Width	5.0 ft
Length	6.1 ft
Height	6.3 ft



Sleek and Elegant

K5 Unit Chair

- Ergonomically Designed
- Effortless Management
- Enhanced Patient Comfort



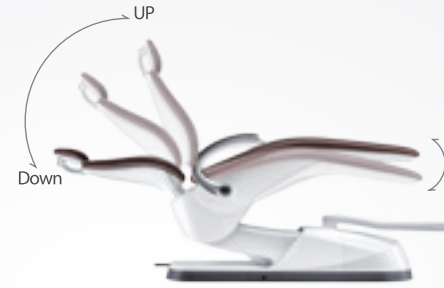
Slim Backrest

- Provides optimal treatment position by minimizing the interference with the user's knee



Seat Tilting Function

- Maintains a stable patient treatment position when the backrest reclines



HANARO Console

Integral design for convenient use of space to hold belongings, paper cups, and tissues

Rotatable Cuspidor

- The cuspidor can be adjusted to allow the patient to comfortably gargle after treatment



Comfortable Seat

- Ergonomical design provides maximum patient comfort during treatments, including those that will require longer periods



Two-joint Head Rest



- Angle designed to treat children, elderly, and patients restricted to wheelchair
- Action performed by using the knee (Freewheeling function)

Doctor's Stool



- **Back of the seat can be tilted**
Adjustable to support the hip of the user during patient treatment
- **Base of the seat can be tilted forwards**
Reduces pressure on thighs, thus minimizing leg fatigue

Joystick

- Multi chair position adjustment



Wireless Foot Controller (Optional)

- Handpiece RPM can be easily adjusted by rotating the foot pedal to the left and right, as required


LED Light & Sterilization

- Blue cut-off function : Delays the stiffening of the resin. The On/Off sensor is turned on to enable sterilization of the handle
- Easy contamination control




Hand Piece Cradle That Can Adjust the Angle

- Protects the user's hand by minimizing the interference with the treatment equipment



Spray Heating for Instruments

- Provides comfortable treatment for sensitive patients




Sterilizable Doctor's Table-Handle

- Can be separated and sterilized for easy cleaning and contamination



Sterilized Water Supply Device

- Supplies sterilized water to effectively suppress bacteria and biofilm in the water pipe



Doctor's Table

- Mount Type

Built-in Water Pipe Cleaning System

- Oxygenated water facilitates effective cleaning of the water pipe

