



Computed  
Radiography PSP System

# FireCR

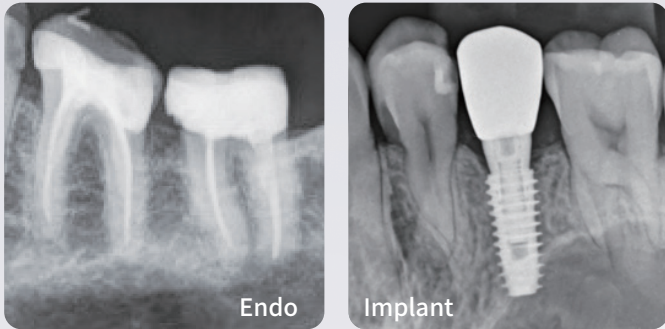
- Achieve accurate diagnosis with clear images up to 21 lp/mm
- Minimize pain with thin, flexible IPs available in various sizes
- Extend IP lifespan by 1.8 times with non-contact scanning

**HIOSSSEN**  
IMPLANT



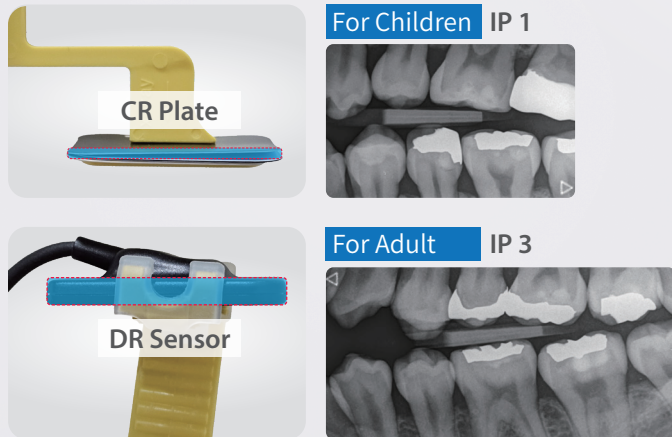
## Clear Image of 21 lp/mm

- Accurate diagnosis is possible with a clear image of 21 lp/mm



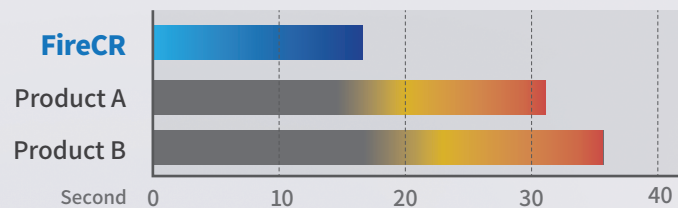
## Optimized Bitewing Imaging

- Thin CR plates ensure optimal contact with the imaging area, providing consistent exposure and minimizing artifacts from gaps or uneven contact
- Tailored IP sizes for bitewing imaging enhance the dental imaging process



## Image Acquisition in 15 Seconds

- Efficiency in image acquisition helps streamline workflow and reduce patient chair time



## Enhance Patient Comfort

- Thin, flexible films conform to patients' body contours, ensuring optimal contact and reducing discomfort during imaging



Choose a film tailored to the patient's oral cavity from a range of IP sizes

Magnetized tray ensures precise IP positioning



## Non-contact Scanning Extends IPs Lifetime

- An average of 2,000 images for a single sheet of film
- Minimizes wear and tear

