

# HIOSSEN IMPLANT SOLUTION

PRODUCT CATALOG

**HIOSSEN**  
IMPLANT



## **Hiossen Implant Solution**

**Version:** PC24HISLTR1.0

270 Sylvan Ave. Ste 1130, Englewood Cliffs, NJ 07632

[www.hiossen.com](http://www.hiossen.com) Email: [marketing@hiossen.com](mailto:marketing@hiossen.com)

 [@hiossen\\_implants](#)  [@HiossenImplants](#)  [@Hiossen](#)



# Hiossen Implant Solution

|                                  |            |                                    |            |                                   |            |
|----------------------------------|------------|------------------------------------|------------|-----------------------------------|------------|
| <b>Intro</b>                     | <b>004</b> | <b>ET System</b>                   | <b>038</b> | <b>PROSTHETIC FLOW DIAGRAM 11</b> | 076        |
| About us                         | 004        | Intro                              | 038        | Stud Abutment                     | 077        |
| History                          | 005        | ET III Implant System              | 040        | Locator® Legacy Abutment          | 078        |
|                                  |            | ET IV Implant System               | 041        | Locator® R-TX Abutment            | 082        |
|                                  |            | Cover Screw                        | 042        |                                   |            |
| <b>EK System</b>                 | <b>006</b> | Healing Abutment                   | 043        | <b>SS System</b>                  | <b>086</b> |
| Intro                            | 006        | <b>PROSTHETIC FLOW DIAGRAM 6</b>   | 044        | Healing Abutment / Mount & Screw  | 087        |
| EK Implant System                | 008        | Rigid Abutment                     | 045        | <b>PROSTHETIC FLOW DIAGRAM 12</b> | 088        |
| Mount & Screws                   | 009        | <b>PROSTHETIC FLOW DIAGRAM 7</b>   | 050        | Solid Abutment                    | 089        |
| Healing Abutment                 | 010        | Transfer Abutment                  | 051        | Excellent Solid Abutment          | 091        |
| <b>PROSTHETIC FLOW DIAGRAM 1</b> | 012        | Angled Abutment                    | 056        | <b>PROSTHETIC FLOW DIAGRAM 13</b> | 094        |
| Rigid Abutment                   | 013        | Freeform ST Abutment               | 057        | ComOcta Abutment                  | 095        |
| <b>PROSTHETIC FLOW DIAGRAM 2</b> | 016        | Goldcast Abutment                  | 058        | ComOcta Plus Abutment             | 096        |
| Transfer Abutment                | 017        | NP-Cast Abutment                   | 059        | ComOcta Milling & Gold Abutment   | 097        |
| Angled Abutment                  | 022        | <b>PROSTHETIC FLOW DIAGRAM 8</b>   | 060        | ComOcta NP-Cast Abutment          | 098        |
| Freeform ST Abutment             | 023        | Scan Healing Abutment              | 061        | ComOcta Angled Abutment           | 098        |
| Goldcast Abutment                | 024        | SmartFit Abutment                  | 062        | <b>PROSTHETIC FLOW DIAGRAM 14</b> | 100        |
| NP-Cast Abutment                 | 025        | Link Abutment (For CEREC™)         | 064        | Octa Abutment                     | 101        |
| <b>PROSTHETIC FLOW DIAGRAM 3</b> | 026        | Scan Post & Scan Body (For CEREC™) | 064        | <b>PROSTHETIC FLOW DIAGRAM 15</b> | 104        |
| Temporary Abutment               | 027        | Quick Temporary Abutment           | 065        | O-Ring Abutment                   | 105        |
| <b>PROSTHETIC FLOW DIAGRAM 4</b> | 028        | Temporary Abutment                 | 065        |                                   |            |
| Multi Abutment                   | 029        | <b>PROSTHETIC FLOW DIAGRAM 9</b>   | 066        |                                   |            |
| Multi Angled Abutment            | 030        | Multi Abutment                     | 067        | <b>EM SYSTEM</b>                  | <b>106</b> |
| <b>PROSTHETIC FLOW DIAGRAM 5</b> | 032        | Multi Angled Abutment              | 070        | Narrow Ridge                      | 106        |
| Stud Abutment                    | 033        | <b>PROSTHETIC FLOW DIAGRAM 10</b>  | 072        | Denture                           | 107        |
| Locator® Legacy Abutment         | 034        | Convertible Abutment               | 073        | Provisional                       | 108        |

# Legacy Based on Technology



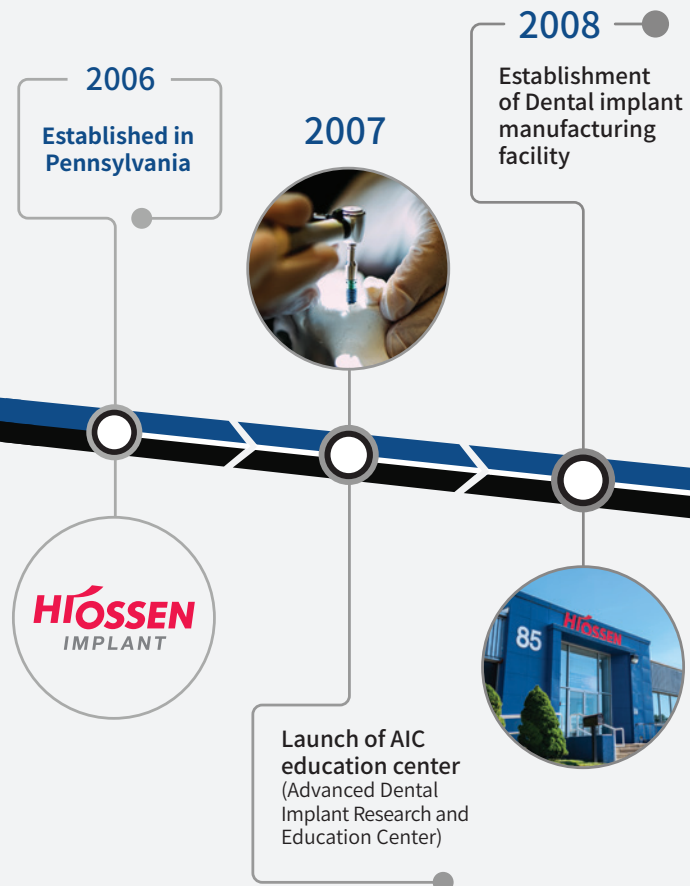
All Hiossen implants are domestically produced, manufactured and packaged in Pennsylvania, USA. Our global production has collaborated with the international distribution network to build a strict quality management system, which includes comprehensive inspection, quality tracking, in house surface treatment and sterilization process.

Hiossen has acquired strict quality certifications such as FDA and CE. Hiossen exports implants worldwide to over 40 countries and its recognized for its technology and quality in the global markets.

With an endless challenge of providing the latest technology, Hiossen is making its way to become one of the top global implant, restorative and digital dentistry companies. Our reliable, convenient and simpler solutions are built on infinite queries, persistence and confidence.

Together with our parent company, Osstem Implant, we became one of the top five dental implant leaders with a far-ranging spectrum of products and services.

Hiossen shares a passion for better life by sophisticating and developing new products and assisting the medical treatment procedures by making them safer and simpler for clinicians and patients. Our team strives to provide the best surgical and restorative outcomes by conducting rigorous testing, research, clinical studies and services, which we have proven through our dedication to improving the quality of life of edentulous patients.





**2013**

Establishment of SmartFit Center East (Comprehensive digital implant scan, design, milling)

**2018**

Recognized as **TOP 5** in global dental implant market

Launched K3 Unit Chair

**2023**

Operating 17 sales regions & 72 branches nationwide

Exporting worldwide to over 70 countries

Launch of T2 CBCT Scan

**2020**



**2016**



Launch of **ET III NH** implant (Nano-Hydrophilic)

**2011**



Launch of **ET III SA** implant (Sand-blasted & Acid-etched)



Establishment of SmartFit Center West



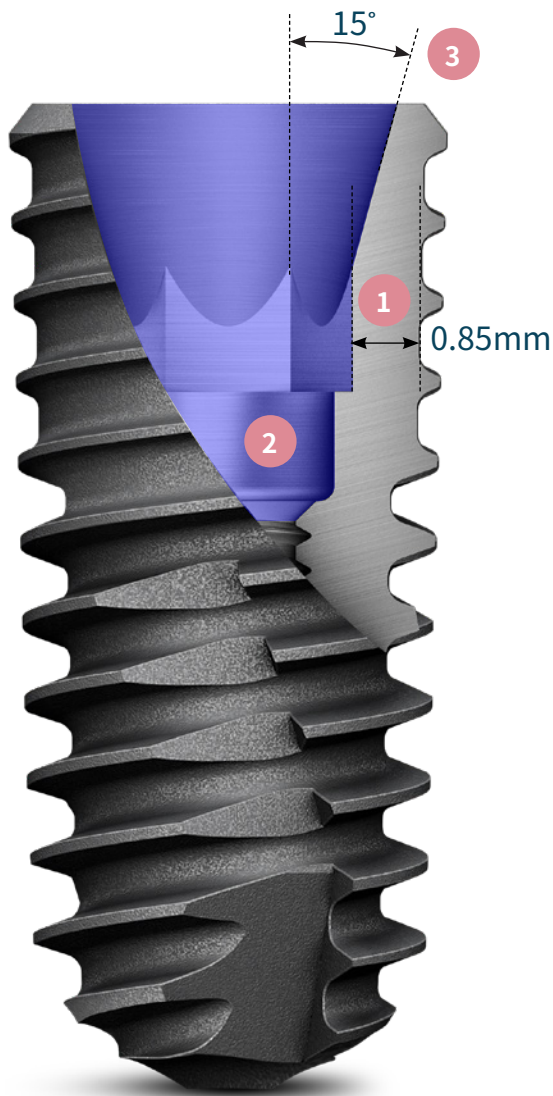
The President's "E" Award



Recognizing Excellence in Exporting

# Hiossen EK System Introduction

The Hiossen EK system features a unique internal design that strengthens the implant's coronal aspect, an area susceptible to fractures. This distinctive feature ensures heightened resilience, providing superior protection against potential fractures and enhancing the implant's overall lifespan.



## 1. Increased Implant Wall Thickness

The EK System stands out due to its slim abutment screw design, which optimizes space usage by reinforcing the inner walls of the implant body. This reinforcement not only enhances the durability of the abutment but also strengthens the implant walls.

## 2. Deeper Implant-Abutment Connection

The depth of connection between the implant and abutment is increased, dispersing masticatory pressure effectively. This robust structure of the EK System minimizes external forces on the screw, reducing the risk of screw loosening significantly.

## 3. Increased Morse Taper Degree

A 15-degree Morse Taper was strategically implemented to mitigate the sink-down effect. The decision to enhance the taper angle from 11° to 15° yielded compelling results in our internal testing, demonstrating a remarkable 33% decrease in the probability of screw loosening as compared to conventional implants.

# One Connection Implant

A single prosthetic platform allows for adaptable and flexible treatment across all EK Implant sizes. Having fewer components in the system reduces complexity and improves efficiency. The outcomes offer a reliable and economical resolution.

## Features

### 4. Abutment Holding System


Equipped with three latching slots, abutments can firmly attach to implants before screw is engaged. The system prevents implant dislocation from the gingival elasticity.

### 5. Single Platform

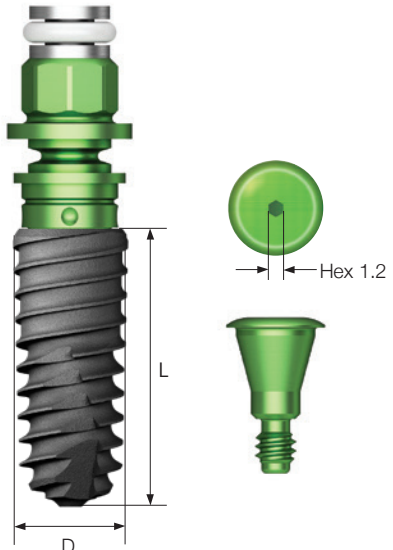
The Single Platform offers versatility by accommodating all different implant diameters for a more convenient prosthetic selection.












5



# EK Implant System

| EK Implant System   |   |
|---|---|
| Description   | Guide   |
| <ul style="list-style-type: none"> <li>A narrower and deeper internal connection has increased the wall thickness of the implant</li> <li>A single connection across all diameter helps decrease prosthetic errors and increases inventory management efficiency in the clinic</li> <li>SA Surface coated with low crystalline nano-HA</li> <li>1.5° of the tapered body with buttress threads increases the contact surface with the bone and primary stability of the implant</li> <li>Aggressive corkscrew thread and cutting edge increase self-tapping, path correction, and eventually help achieve stabilized insertion torque adjusted to the implant diameter</li> <li>The application of smaller threads in the upper body increases the initial stability in the soft bone</li> <li>Recommended implant placement torque: 40 Ncm or less</li> <li>Recommended implant size in posterior: Minimum Ø4.5mm</li> </ul> <div style="border: 1px solid gray; border-radius: 15px; padding: 10px; margin-top: 20px;"> <p><b>Order Code</b><br/> <b>NoMount Implant:</b> Code starts with "C"<br/> <b>Mount Implant:</b> Code starts with "A"</p> </div> |  |

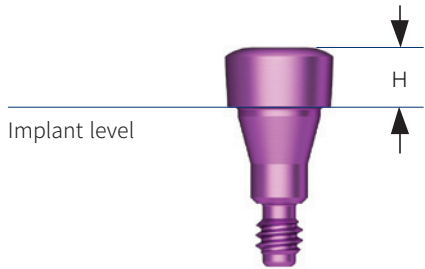






| Platform  |   |   |   |   |   |  |   |   |
|---|---|---|---|---|---|--|---|---|
| Hex   | Hex 2.1   |   |   |   |   |  |   |   |
| F   | F3.2  | F3.5  | F4.0  | F4.5  | F5.0  | F5.5   | F6.0  | F7.0  |
|  |  |  |  |  |  |  |  |  |
| L   |   |   |   |   |   |  |   |   |
| 6mm   | -   | -   | -   | -   | -   | -  | EK3S6006B   | EK3S7006B   |
| 7mm   | EK3S3007B   | -   | EK3S4007B   | EK3S4507B   | EK3S5007B   | EK3S5507B  | EK3S6007B   | EK3S7007B   |
| 8.5mm   | EK3S3008B   | EK3S3508B   | EK3S4008B   | EK3S4508B   | EK3S5008B   | EK3S5508B  | EK3S6008B   | EK3S7008B   |
| 10mm  | EK3S3010B   | EK3S3510B   | EK3S4010B   | EK3S4510B   | EK3S5010B   | EK3S5510B  | EK3S6010B   | EK3S7010B   |
| 11.5mm  | EK3S3011B   | EK3S3511B   | EK3S4011B   | EK3S4511B   | EK3S5011B   | EK3S5511B  | EK3S6011B   | EK3S7011B   |
| 13 mm   | EK3S3013B   | EK3S3513B   | EK3S4013B   | EK3S4513B   | EK3S5013B   | EK3S5513B  | EK3S6013B   | EK3S7013B   |

※ 3.2mm, 6.0mm, 7.0mm are currently unavailable.

※ Specifications are subject to change without any notice



# Mount & Screw

| Cover Screw  |   |   |   |
|--|---|---|---|
| Description  | Guide   |   |   |
| <ul style="list-style-type: none"> <li>Depending on the depth of the implant, choose the height (H) of the cover screw</li> <li>Ø3.5 implant used exclusive cover screws</li> <li>Hand tighten it with 1.2 hex driver</li> </ul> |   |   |   |
| H  | 0.4   | 1.4   | 2.0   |
| For Ø3.5   |    |    |    |
|  | EKCS35S   | EKCS35M   | EKCS35L   |
| For Ø4.0 and above   |  |  |  |
|  | EKCS40S   | EKCS40M   | EKCS40L   |

# Healing Abutment

| Healing Abutment  |      |       |             |            |             |                  |   |     |     |     |     |          |     |     |            |            |             |                   |      |       |
|---|------|-------|-------------|------------|-------------|------------------|---|-----|-----|-----|-----|----------|-----|-----|------------|------------|-------------|-------------------|------|-------|
| Description   |      |       | Image/Guide |            |             |                  |   |     |     |     |     |          |     |     |            |            |             |                   |      |       |
| <ul style="list-style-type: none"> <li>• Hand tighten it with a 1.2 hex driver</li> <li>• The gingiva height is 0.5mm higher when engaged in Ø3.5 implant</li> </ul>  |      |       |             |            |             |                  |   |     |     |     |     |          |     |     |            |            |             |                   |      |       |
| <p><b>Reference table</b></p> <table border="1"> <thead> <tr> <th>Healing abutment</th> <th>H</th> <th>3.0</th> <th>4.0</th> <th>5.0</th> <th>7.0</th> </tr> </thead> <tbody> <tr> <td>Abutment</td> <td>G/H</td> <td>1.0</td> <td>2.0 or 3.0</td> <td>3.0 or 4.0</td> <td>5.0 &amp; Above</td> </tr> <tr> <td>Impression coping</td> <td>Type</td> <td>Short</td> <td>Short</td> <td>Long</td> <td>Long</td> </tr> </tbody> </table> |      |       |             |            |             | Healing abutment | H | 3.0 | 4.0 | 5.0 | 7.0 | Abutment | G/H | 1.0 | 2.0 or 3.0 | 3.0 or 4.0 | 5.0 & Above | Impression coping | Type | Short |
| Healing abutment  | H    | 3.0   | 4.0         | 5.0        | 7.0         |                  |   |     |     |     |     |          |     |     |            |            |             |                   |      |       |
| Abutment  | G/H  | 1.0   | 2.0 or 3.0  | 3.0 or 4.0 | 5.0 & Above |                  |   |     |     |     |     |          |     |     |            |            |             |                   |      |       |
| Impression coping   | Type | Short | Short       | Long       | Long        |                  |   |     |     |     |     |          |     |     |            |            |             |                   |      |       |

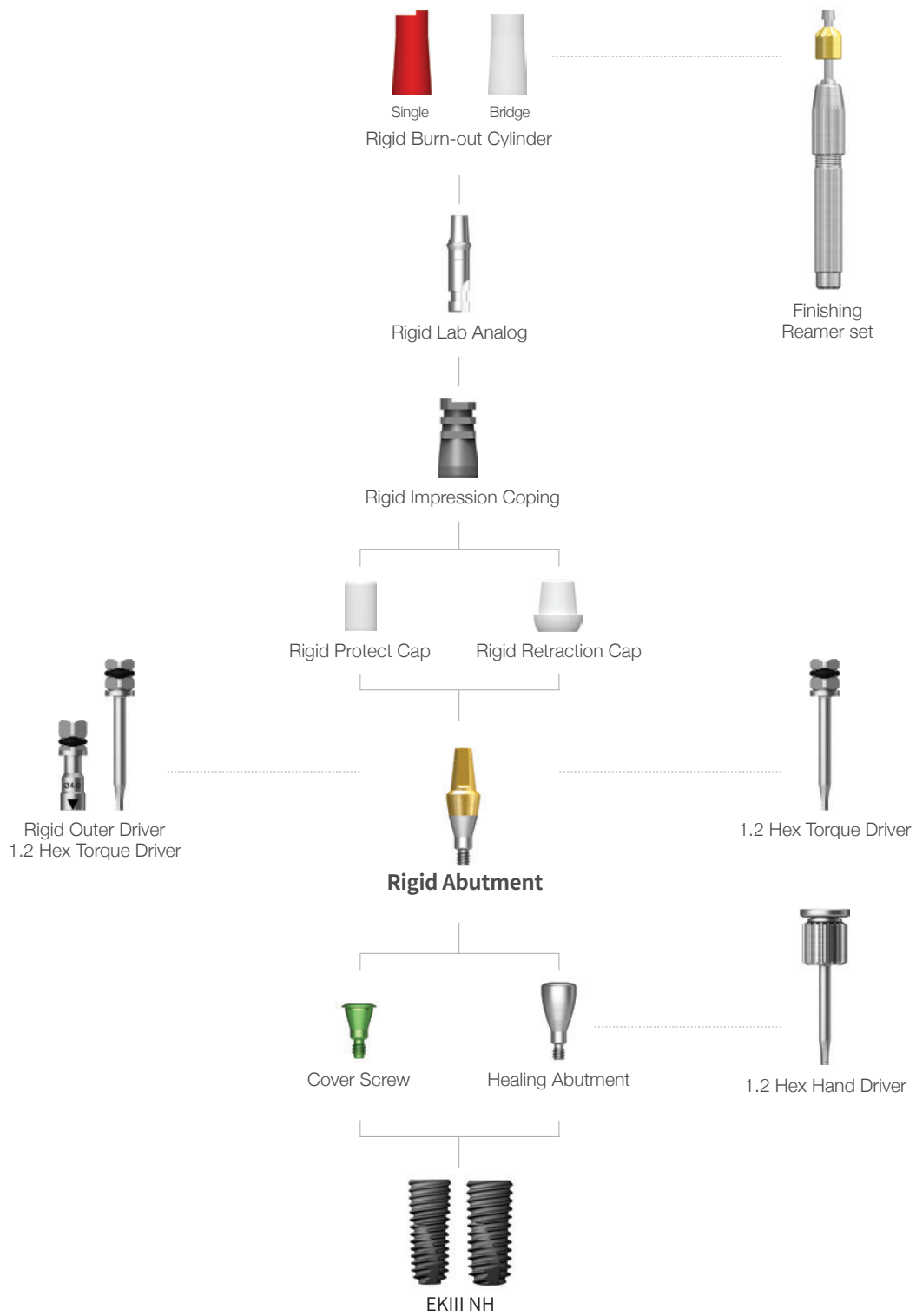
| H    | 3.0     | 4.0     | 5.0     | 6.0     | 7.0     | 9.0     |
|------|---------|---------|---------|---------|---------|---------|
| D    |         |         |         |         |         |         |
| Ø4.0 | EKHA403 | EKHA404 | EKHA405 | EKHA406 | EKHA407 | EKHA409 |
| Ø4.5 | EKHA453 | EKHA454 | EKHA455 | EKHA456 | EKHA457 | EKHA459 |
| Ø5.0 | EKHA503 | EKHA504 | EKHA505 | EKHA506 | EKHA507 | EKHA509 |
| Ø6.0 | EKHA603 | EKHA604 | EKHA605 | EKHA606 | EKHA607 | EKHA609 |
| Ø7.0 | EKHA703 | EKHA704 | EKHA705 | EKHA706 | EKHA707 | EKHA709 |
| Ø8.0 | -       | -       | EKHA805 | -       | -       | -       |

**HIOSSEN**  
IMPLANT


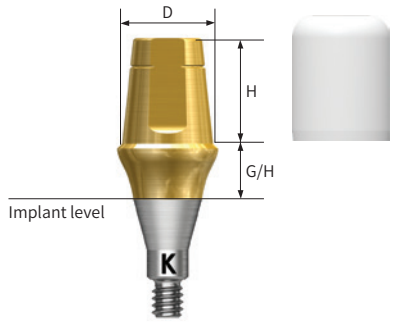
PROSTHETIC FLOW DIAGRAM 1







# Rigid







Abutment Level Impression









# Rigid Abutment







| Rigid Abutment  |   |
|---|---|
| Description   | Image/Guide   |
| <ul style="list-style-type: none"> <li>• Cement-retained prosthesis</li> <li>• Abutment level impression</li> <li>• Ø4.0: torque using the outer driver (code: HORDML/HORDMS)</li> <li>• Ø4.5/5.0/6.0: torque using the outer driver or 1.2 hex driver</li> <li>• Ø7.0: torque using a 1.2 hex driver</li> <li>• Recommended tightening torque: 30Ncm</li> <li>• The gingiva height is 0.5mm higher when engaged in Ø3.5 implant</li> <li>• Packing unit: Abutment + Protect cap</li> </ul> <p>※ Compatible with ET Rigid Abutment Component<br/>Please refer to page 48</p> <div style="text-align: center;">  <p>EK products are marked with "K".</p> </div> |  |







| D Ø4.0   |  |  |  |  |  |  |
|--|--|--|--|--|--|--|
| G/H  | 1.0  | 2.0  | 3.0  | 4.0  | 5.0  |  |
|  |  |  |  |  |  |  |
| H  |  |  |  |  |  |  |
| 4.0  | EKRA4410P  | EKRA4420P  | EKRA4430P  | EKRA4440P  | EKRA4450P  |  |
| 5.5  | EKRA4610P  | EKRA4620P  | EKRA4630P  | EKRA4640P  | EKRA4650P  |  |
| 7.0  | EKRA4710P  | EKRA4720P  | EKRA4730P  | EKRA4740P  | EKRA4750P  |  |

| D Ø4.5  |   |   |   |   |   |  |
|---|---|---|---|---|---|--|
| G/H   | 1.0   | 2.0   | 3.0   | 4.0   | 5.0   |  |
|  |  |  |  |  |  |  |
| H   |   |   |   |   |   |  |
| 4.0   | EKRA4411P   | EKRA4421P   | EKRA4431P   | EKRA4441P   | EKRA4451P   |  |
| 5.5   | EKRA4611P   | EKRA4621P   | EKRA4631P   | EKRA4641P   | EKRA4651P   |  |
| 7.0   | EKRA4711P   | EKRA4721P   | EKRA4731P   | EKRA4741P   | EKRA4751P   |  |

# Rigid Abutment

| D Ø5.0   |   |   |   |   |   |
|--|---|---|---|---|---|
| G/H  | 1.0   | 2.0   | 3.0   | 4.0   | 5.0   |
| <br>H |  |  |  |  |  |
| 4.0  | EKRA5410P   | EKRA5420P   | EKRA5430P   | EKRA5440P   | EKRA5450P   |
| 5.5  | EKRA5610P   | EKRA5620P   | EKRA5630P   | EKRA5640P   | EKRA5650P   |
| 7.0  | EKRA5710P   | EKRA5720P   | EKRA5730P   | EKRA5740P   | EKRA5750P   |

| D Ø6.0   |  |  |  |  |  |
|--|--|--|--|--|--|
| G/H  | 1.0  | 2.0  | 3.0  | 4.0  | 5.0  |
| <br>H |  |  |  |  |  |
| 4.0  | EKRA6410P  | EKRA6420P  | EKRA6430P  | EKRA6440P  | EKRA6450P  |
| 5.5  | EKRA6610P  | EKRA6620P  | EKRA6630P  | EKRA6640P  | EKRA6650P  |
| 7.0  | EKRA6710P  | EKRA6720P  | EKRA6730P  | EKRA6740P  | EKRA6750P  |

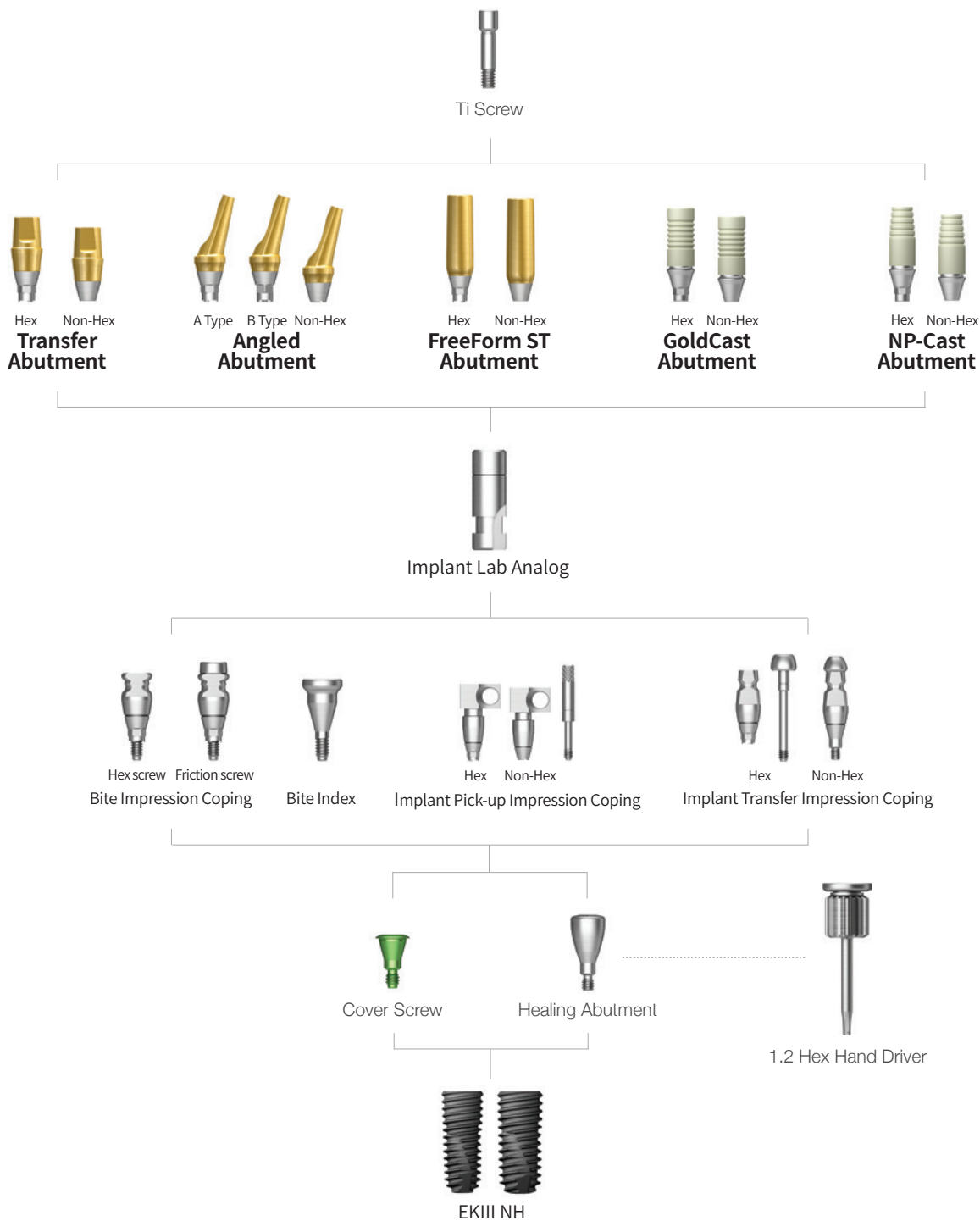
| D Ø7.0   |   |   |   |   |   |
|--|---|---|---|---|---|
| G/H  | 1.0   | 2.0   | 3.0   | 4.0   | 5.0   |
| <br>H |  |  |  |  |  |
| 5.5  | EKRA7610P   | EKRA7620P   | EKRA7630P   | EKRA7640P   | EKRA7650P   |

※ Specifications are subject to change without any notice

**HIOSSEN**  
IMPLANT



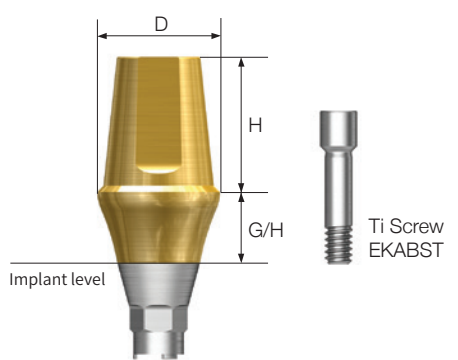
# Transfer / Angled / FreeForm ST / GoldCast / NP-Cast







Implant Level Impression











# Transfer Abutment







| Transfer Abutment  |  |
|--|--|
| Description  | Image/Guide  |
| <ul style="list-style-type: none"> <li>Abutment for cement-retained/combination prosthesis at implant level impression</li> <li>Abutment level impression is available using the rigid impression coping (Ø4.0 excluded)</li> <li>EK abutment holding system simplifies abutment seating when engaging an abutment in the maxilla with a single hand</li> <li>Torque using a 1.2 hex driver</li> <li>Recommended tightening torque: 30Ncm</li> <li>The gingiva height is 0.5mm higher when engaged in Ø3.5 implant</li> <li>Packing unit: Abutment + Ti Screw</li> </ul> <div style="display: flex; justify-content: space-around; align-items: center;"> <div style="text-align: center;">  <p>EK abutments have cylinder body three slots at the bottom</p> </div> <div style="text-align: center;">  <p>EK non-hex abutments have three indents at the bottom</p> </div> </div> |  |

| D Ø4.0  |   |   |   |   |   |  |
|---|---|---|---|---|---|--|
| G/H   | 1.0   | 2.0   | 3.0   | 4.0   | 5.0   |  |
| <br><b>H</b> |  |  |  |  |  |  |
| Hex <b>5.5</b><br><b>7.0</b>  | EKTA4612TH<br>EKTA4712TH  | EKTA4622TH<br>EKTA4722TH  | EKTA4632TH<br>EKTA4732TH  | EKTA4642TH<br>EKTA4742TH  | EKTA4652TH<br>EKTA4752TH  |  |
| Non-Hex <b>5.5</b><br><b>7.0</b>  | EKTA4612NTH<br>EKTA4712NTH  | EKTA4622NTH<br>EKTA4722NTH  | EKTA4632NTH<br>EKTA4732NTH  | EKTA4642NTH<br>EKTA4742NTH  | EKTA4652NTH<br>EKTA4752NTH  |  |
| D Ø4.5  |   |   |   |   |   |  |
| Hex <b>5.5</b><br><b>7.0</b>  | EKTA4611TH<br>EKTA4711TH  | EKTA4621TH<br>EKTA4721TH  | EKTA4631TH<br>EKTA4731TH  | EKTA4641TH<br>EKTA4741TH  | EKTA4651TH<br>EKTA4751TH  |  |
| Non-Hex <b>5.5</b><br><b>7.0</b>  | EKTA4611NTH<br>EKTA4711NTH  | EKTA4621NTH<br>EKTA4721NTH  | EKTA4631NTH<br>EKTA4731NTH  | EKTA4641NTH<br>EKTA4741NTH  | EKTA4651NTH<br>EKTA4751NTH  |  |


# Transfer Abutment






| <b>D Ø5.0</b>   |            |   |   |   |   |   |
|---|------------|---|---|---|---|---|
| <b>G/H</b>  |            | <b>1.0</b>  | <b>2.0</b>  | <b>3.0</b>  | <b>4.0</b>  | <b>5.0</b>  |
| <br><b>H</b> |            |  |  |  |  |  |
| Hex   | <b>4.0</b> | EKTA5410TH  | EKTA5420TH  | EKTA5430TH  | EKTA5440TH  | EKTA5450TH  |
|   | <b>5.5</b> | EKTA5610TH  | EKTA5620TH  | EKTA5630TH  | EKTA5640TH  | EKTA5650TH  |
|   | <b>7.0</b> | EKTA5710TH  | EKTA5720TH  | EKTA5730TH  | EKTA5740TH  | EKTA5750TH  |
| Non-Hex   | <b>4.0</b> | EKTA5410NTH   | EKTA5420NTH   | EKTA5430NTH   | EKTA5440NTH   | EKTA5450NTH   |
|   | <b>5.5</b> | EKTA5610NTH   | EKTA5620NTH   | EKTA5630NTH   | EKTA5640NTH   | EKTA5650NTH   |
|   | <b>7.0</b> | EKTA5710NTH   | EKTA5720NTH   | EKTA5730NTH   | EKTA5740NTH   | EKTA5750NTH   |
| <b>D Ø6.0</b>   |            |   |   |   |   |   |
| Hex   | <b>4.0</b> | EKTA6410TH  | EKTA6420TH  | EKTA6430TH  | EKTA6440TH  | EKTA6450TH  |
|   | <b>5.5</b> | EKTA6610TH  | EKTA6620TH  | EKTA6630TH  | EKTA6640TH  | EKTA6650TH  |
|   | <b>7.0</b> | EKTA6710TH  | EKTA6720TH  | EKTA6730TH  | EKTA6740TH  | EKTA6750TH  |
| Non-Hex   | <b>4.0</b> | EKTA6410NTH   | EKTA6420NTH   | EKTA6430NTH   | EKTA6440NTH   | EKTA6450NTH   |
|   | <b>5.5</b> | EKTA6610NTH   | EKTA6620NTH   | EKTA6630NTH   | EKTA6640NTH   | EKTA6650NTH   |
|   | <b>7.0</b> | EKTA6710NTH   | EKTA6720NTH   | EKTA6730NTH   | EKTA6740NTH   | EKTA6750NTH   |
| <b>D Ø7.0</b>   |            |   |   |   |   |   |
| Hex   | <b>4.0</b> | EKTA7410TH  | EKTA7420TH  | EKTA7430TH  | EKTA7440TH  | EKTA7450TH  |
|   | <b>5.5</b> | EKTA7610TH  | EKTA7620TH  | EKTA7630TH  | EKTA7640TH  | EKTA7650TH  |
| Non-Hex   | <b>4.0</b> | EKTA7410NTH   | EKTA7420NTH   | EKTA7430NTH   | EKTA7440NTH   | EKTA7450NTH   |
|   | <b>5.5</b> | EKTA7610NTH   | EKTA7620NTH   | EKTA7630NTH   | EKTA7640NTH   | EKTA7650NTH   |

# Transfer Abutment Components












| Bite Impression Coping  |     |     |   |   |  |   |   |  |  |
|---|-----|-----|---|---|--|---|---|--|--|
| Description   |     |     | Image/Guide   |   |  |   |   |  |  |
| <ul style="list-style-type: none"> <li>Components designed for bite impressions at implant level</li> <li>2-in-1 tool for bite and impression taking</li> <li>Utilizes a technique akin to transfer impression coping for impression taking</li> <li>Hand tighten with the bite impression coping driver</li> <li>The gingival height is 0.5mm higher when engaged in Ø3.5 implant</li> </ul> |     |     |  <p>Hex screw type</p> |   |  |   |   |  |  |
| G/H   |     |     | 2.0   | 3.0   | 4.0  | 5.0   | 6.0   |  |  |
| H   |     |     |                          |  |  |  |  |  |  |
| D Ø4.0  | Hex | 4.0 | EKBIC4420H  | EKBIC4430H  | EKBIC4440H   | EKBIC4450H  | EKBIC4460H  |  |  |
|   |     | 5.0 | EKBIC4520H  | EKBIC4530H  | EKBIC4540H   | EKBIC4550H  | EKBIC4560H  |  |  |
|   |     | 6.0 | EKBIC4620H  | EKBIC4630H  | EKBIC4640H   | EKBIC4650H  | EKBIC4660H  |  |  |
| D Ø4.5  | Hex | 4.0 | EKBIC4421H  | EKBIC4431H  | EKBIC4441H   | EKBIC4451H  | EKBIC4461H  |  |  |
|   |     | 5.0 | EKBIC4521H  | EKBIC4531H  | EKBIC4541H   | EKBIC4551H  | EKBIC4561H  |  |  |
|   |     | 6.0 | EKBIC4621H  | EKBIC4631H  | EKBIC4641H   | EKBIC4651H  | EKBIC4661H  |  |  |
| D Ø5.0  | Hex | 4.0 | EKBIC5420H  | EKBIC5430H  | EKBIC5440H   | EKBIC5450H  | EKBIC5460H  |  |  |
|   |     | 5.0 | EKBIC5520H  | EKBIC5530H  | EKBIC5540H   | EKBIC5550H  | EKBIC5560H  |  |  |
|   |     | 6.0 | EKBIC5620H  | EKBIC5630H  | EKBIC5640H   | EKBIC5650H  | EKBIC5660H  |  |  |

※ Hex screw type does not have three cylinders at the bottom

| Bite Impression Coping Driver   |  |      |   |
|---|--|------|---|
|   |  | Type | Image   |
| <ul style="list-style-type: none"> <li>Tailored for tightening and loosening the bite impression coping</li> <li>A driver for hex screw type</li> </ul> |  | Hex  |  <p>OICDMH</p> |

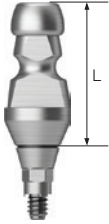


| Bite Index  |        |   |   |   |   |   |   |
|---|--------|---|---|---|---|---|---|
|   |        | L | 4.0   | 6.0   | 8.0   | 10.0  | 12.0  |
| <ul style="list-style-type: none"> <li>The gingival height is 0.5mm higher when engaged in Ø3.5 implant</li> <li>Attached to the implant to verify bite impression.</li> <li>Tighten with a 1.2 hex hand driver</li> <li>Packing unit: 2ea</li> </ul> |        |   |  |  |  |  |  |
| D Ø4.5  | D Ø5.5 |   | EKBI4504S   | EKBI4506S   | EKBI4508S   | EKBI4510S   | EKBI4512S   |
|   |        |   | EKBI5504S   | EKBI5506S   | EKBI5508S   | EKBI5510S   | EKBI5512S   |

# Transfer Abutment Components



| Implant Pick-up Impression Coping   |               |  |  |  |  |  |  |
|---|---------------|--|--|--|--|--|--|
| Description   |               | Hex  | Non-Hex  | Guide Pin  |  |  |  |
|   | L             | 11   |  | 0  | 5.0  | 10   | 15   |
| <ul style="list-style-type: none"> <li>• Components for implant level impression using an Open Tray method.</li> <li>• Ensures precise positioning of the internal hex in the impression material.</li> <li>• Tighten with a 1.2 hex hand driver</li> <li>• Packing unit: Impression coping body + guide pin</li> </ul> |               |   |   |  |   |   |   |
|   | <b>D Ø4.0</b> | EKPI4011   | EKPI4011N  |  |  |  |  |
|   | <b>D Ø4.5</b> | EKPI4511   | EKPI4511N  |  |  |  |  |
|   | <b>D Ø5.0</b> | EKPI5011   | EKPI5011N  | EKPGP100   | EKPGP150   | EKPGP200   | EKPGP250   |
|   | <b>D Ø6.0</b> | EKPI6011   | EKPI6011N  |  |  |  |  |
|   | <b>D Ø7.0</b> | EKPI7011   | EKPI7011N  |  |  |  |  |
|   |               | Hex  | Non-Hex  | Guide Pin  |  |  |  |
|   | L             | 16   |  |  | 5.0  | 10   | 15   |
|   |               |  |  |  |  |  |  |
|   | <b>D Ø4.0</b> | EKPI4016   | EKPI4016N  |  |  |  |  |
| <b>D Ø4.5</b>   | EKPI4516      | EKPI4516N  |  |  |  |  |  |
| <b>D Ø5.0</b>   | EKPI5016      | EKPI5016N  |  | EKPGP150   | EKPGP200   | EKPGP250   |  |
| <b>D Ø6.0</b>   | EKPI6016      | EKPI6016N  |  |  |  |  |  |
| <b>D Ø7.0</b>   | EKPI7016      | EKPI7016N  |  |  |  |  |  |



※ Hex screw type does not have three cylinders at the bottom

# Transfer Abutment Components

| Implant Transfer Impression Coping  |               |  |           |   |           |
|---|---------------|--|-----------|---|-----------|
| Description   | L             | 11   |           | 14  |           |
|   | Type          | Hex  | Non-Hex   | Hex   | Non-Hex   |
| <ul style="list-style-type: none"> <li>Components for implant level impression using an Closed Tray method.</li> <li>Features a stable triangular arc structure for secure fastening and precise repositioning.</li> <li>Tighten with a 1.2 hex hand driver.</li> <li>The gingival height is 0.5mm higher when engaged in Ø3.5 implant</li> <li>Packing unit:                             <ul style="list-style-type: none"> <li>- Hex: Impression coping body + Guide pin</li> <li>- Non-hex: Impression coping</li> </ul> </li> </ul>  |               |  |           |  |           |
|   | <b>D Ø4.0</b> | EKTI4011   | EKTI4011N | EKTI4014  | EKTI4014N |
|   | <b>D Ø4.5</b> | EKTI4511   | EKTI4511N | EKTI4514  | EKTI4514N |
|   | <b>D Ø5.0</b> | EKTI5011   | EKTI5011N | EKTI5014  | EKTI5014N |
|   | <b>D Ø6.0</b> | EKTI6011   | EKTI6011N | EKTI6014  | EKTI6014N |
|   | <b>D Ø7.0</b> | EKTI7011   | EKTI7011N | EKTI7014  | EKTI7014N |

※ Hex screw type does not have three cylinders at the bottom

| Laboratory Screw   |   |   |
|--|---|---|
| Description  | Lab Screw   | Waxing Screw  |
| <ul style="list-style-type: none"> <li>Laboratory screw: This is an abutment screw designed specifically for laboratory tasks</li> <li>Waxing screw: utilized in creating screw-type abutments and transfer jigs by extending the screw hole to the upper section</li> </ul> |  |  |
|  | EKABSL  | EKABSW  |

| Transfer Lab Analog   |   |   |
|---|---|---|
| Description   | D Ø3.5  | D Ø4.0  |
| <ul style="list-style-type: none"> <li>Laboratory analog for capturing implant level impressions</li> <li>There are two variations, each tailored for implants with a diameter of Ø3.5/4.0 or larger</li> </ul> |  |  |
|   | EKTLA350  | EKTLA400  |

# Angled Abutment

| Angled Abutment   |             |             |  |             |             |             |
|---|-------------|-------------|--|-------------|-------------|-------------|
| Description   |             |             | Image/Guide  |             |             |             |
| <ul style="list-style-type: none"> <li>Abutment designed for creating cement-retained or combination prostheses</li> <li>Compensates for implant insertion angles up to 23° without requiring removal</li> <li>Suitable for implant-level impressions</li> <li>Tighten using a 1.2 hex driver</li> <li>The gingival height is 0.5mm higher when engaged in Ø3.5 implant</li> <li>Recommended tightening torque: 30Ncm</li> <li>Packaging unit: Abutment + Ti-screw</li> </ul> |             |             | <p>Implant level</p> <p>A type      B type      Non-Hex</p> <p>Ti Screw EKABST</p> |             |             |             |
| G/H   | 2.0         |             |  | 4.0         |             |             |
| Type  | Hex A       | Hex B       | Non-Hex  | Hex A       | Hex B       | Non-Hex     |
|   |             |             |  |             |             |             |
| <b>Ø4.3</b>   | EKAA4020ATH | EKAA4020BTH | EKAA4020NTH  | EKAA4040ATH | EKAA4040BTH | EKAA4040NTH |
| <b>Ø4.5</b>   | EKAA4520ATH | EKAA4520BTH | EKAA4520NTH  | EKAA4540ATH | EKAA4540BTH | EKAA4540NTH |
| <b>Ø5.5</b>   | EKAA5020ATH | EKAA5020BTH | EKAA5020NTH  | EKAA5040ATH | EKAA5040BTH | EKAA5040NTH |
| <b>Ø6.0</b>   | EKAA6020ATH | EKAA6020BTH | EKAA6020NTH  | EKAA6040ATH | EKAA6040BTH | EKAA6040NTH |

# FreeForm ST Abutment

| FreeForm ST Abutment  |  |   |  |   |
|---|--|---|--|---|
| Description   |  |   | Image/Guide                            |   |
| <ul style="list-style-type: none"> <li>Abutment designed for creating cement-retained or combination prostheses</li> <li>Utilized to modify the contour of abutment margins</li> <li>Impressions taken at the implant level</li> <li>Tighten using a 1.2 hex driver</li> <li>The gingival height is 0.5mm higher when engaged in Ø3.5 implant</li> <li>Recommended tightening torque: 30Ncm</li> <li>Packaging unit: Abutment + Ti-screw</li> </ul> |  |   |  |   |
| G/H   | 1.5                                    |   | 3.0                                    |   |
| Type  | Hex                                    | Non-Hex                                   | Hex                                    | Non-Hex                                   |
|   |  |   |  |   |
| <b>D Ø4.0</b><br><b>D Ø5.0</b> (straight)   | EKFA4015TH<br>EKFAS5015TH              | EKFA4015NTH<br>EKFAS5015NTH               | EKFA4030TH<br>EKFAS5030TH              | EKFA4030NTH<br>EKFAS5030NTH               |
| G/H   | 1.5                                    |   | 3.0                                    |   |
| Type  | Hex                                    | Non-Hex                                   | Hex                                    | Non-Hex                                   |
|   |  |   |  |   |
| <b>D Ø5.0</b><br><b>D Ø6.0</b><br><b>D Ø7.0</b>   | EKFA5015TH<br>EKFA6015TH<br>EKFA7015TH | EKFA5015NTH<br>EKFA6015NTH<br>EKFA7015NTH | EKFA5030TH<br>EKFA6030TH<br>EKFA7030TH | EKFA5030NTH<br>EKFA6030NTH<br>EKFA7030NTH |

# GoldCast Abutment

| GoldCast Abutment   |                        |                          |                        |                          |
|---|------------------------|--------------------------|------------------------|--------------------------|
| Description   |                        |                          | Image/Guide            |                          |
| <ul style="list-style-type: none"> <li>• Abutment designed for creating cement-retained or combination prostheses</li> <li>• Used for producing customized prosthesis through gold alloy casting.</li> <li>• Melting temperature of abutment: 1,400~1,450°C (2552~2822°F)</li> <li>• Impressions taken at the implant level</li> <li>• Tighten using a 1.2 hex driver</li> <li>• The gingival height is 0.5mm higher when engaged in Ø3.5 implant</li> <li>• Recommended tightening torque: 30Ncm</li> <li>• Packaging unit: Abutment + Ti screw</li> </ul> |                        |                          |                        |                          |
| G/H   | 1.0                    |                          | 3.0                    |                          |
| Type  | Hex                    | Non-Hex                  | Hex                    | Non-Hex                  |
|   |                        |                          |                        |                          |
| <b>D Ø4.0</b><br><b>D Ø4.5</b>  | EKA4010TH<br>EKA4510TH | EKA4010NTH<br>EKA4510NTH | EKA4030TH<br>EKA4530TH | EKA4030NTH<br>EKA4530NTH |

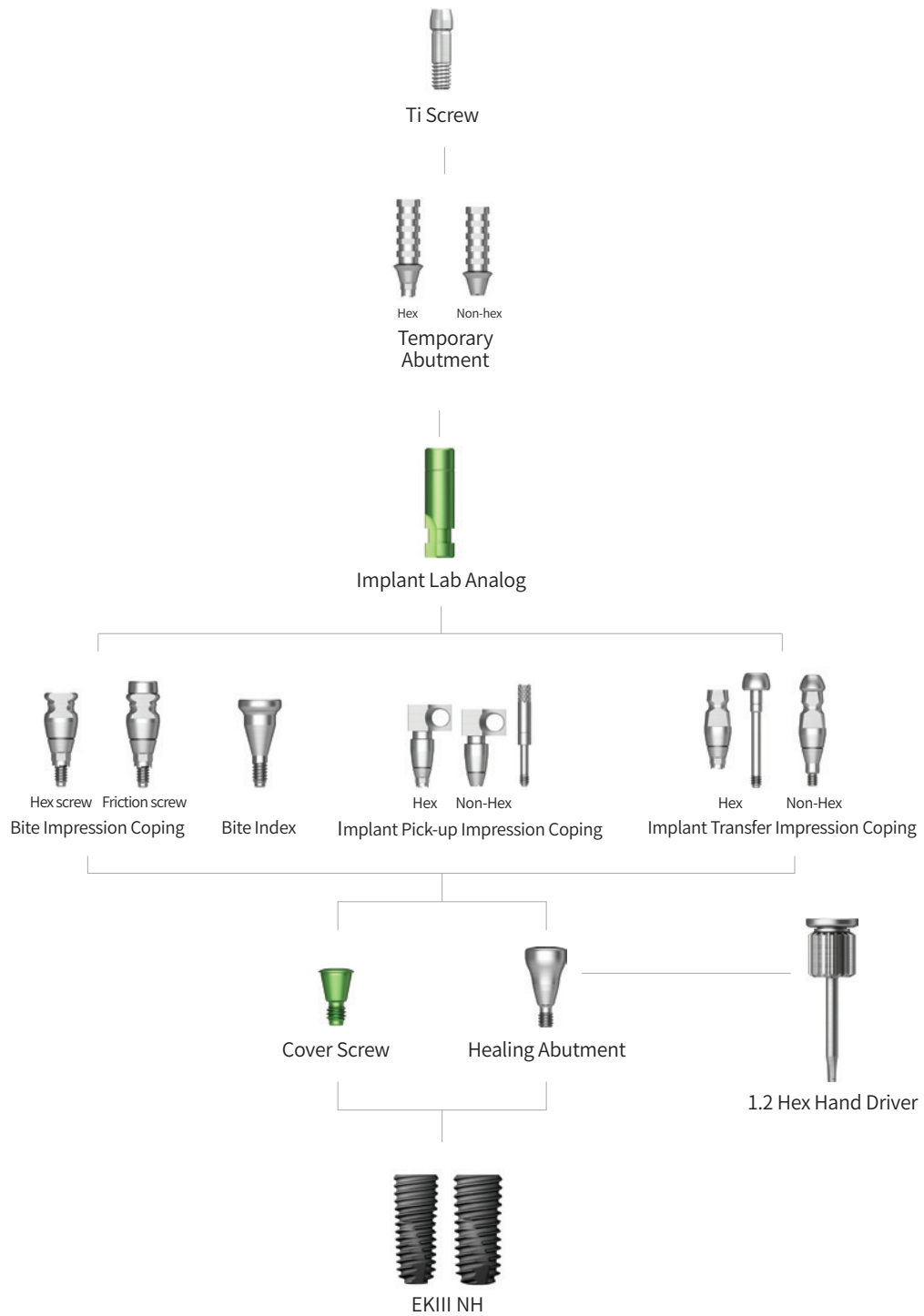


# NP-Cast Abutment

| NP-Cast Abutment  |                          |                            |                          |                            |
|---|--------------------------|----------------------------|--------------------------|----------------------------|
| Description   |                          |                            | Image/Guide              |                            |
| <ul style="list-style-type: none"> <li>• Abutment designed for creating screw-retained prostheses</li> <li>• Used for producing customized casting prosthesis through non-precious alloy</li> <li>• Melting temperature of abutment: 1,400~1,450°C (2552~2822°F)</li> <li>• Impressions taken at the implant level</li> <li>• Tighten using a 1.2 hex driver.</li> <li>• Recommended tightening torque: 20Ncm(mini), 30Ncm(regular)</li> <li>• Packaging unit: Abutment + Ti screw</li> </ul> |                          |                            |                          |                            |
| G/H   | 1.0                      |                            | 3.0                      |                            |
| Type  | Hex                      | Non-Hex                    | Hex                      | Non-Hex                    |
|   |                          |                            |                          |                            |
| <b>D Ø4.0</b><br><b>D Ø4.5</b>  | EKNA4010TH<br>EKNA4510TH | EKNA4010NTH<br>EKNA4510NTH | EKNA4030TH<br>EKNA4530TH | EKNA4030NTH<br>EKNA4530NTH |

# Temporary

Abutment Level Impression

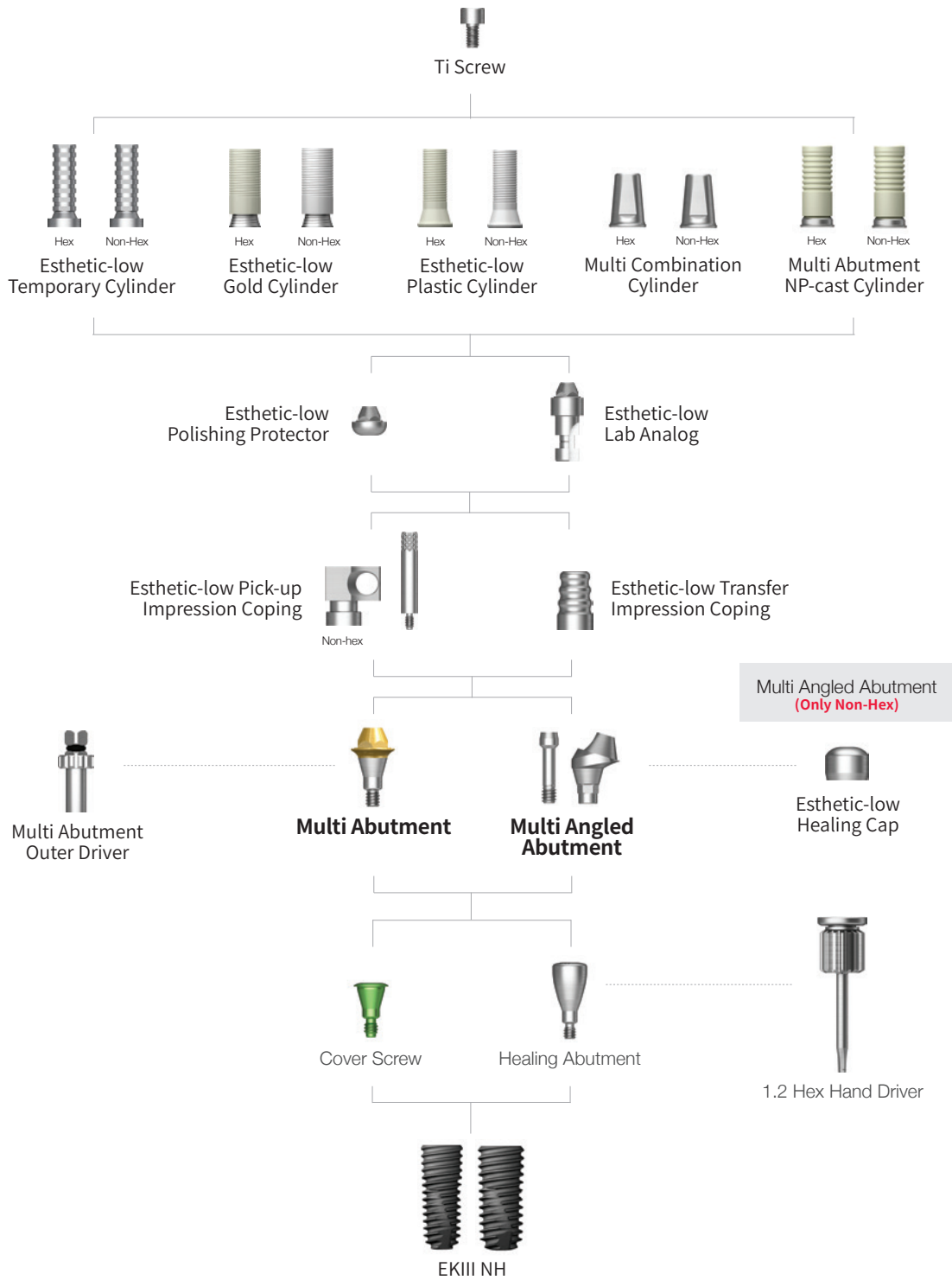


# Temporary Abutment

| Temporary Abutment  |                            |                              |                            |                              |
|---|----------------------------|------------------------------|----------------------------|------------------------------|
| Description   |                            |                              | Image/Guide                |                              |
| <ul style="list-style-type: none"> <li>• Cement/screw-retained temporary prosthesis</li> <li>• Utilized for producing provisional prostheses after prepping</li> <li>• Impressions taken at the implant level</li> <li>• Torqued using a 1.2 hex driver</li> <li>• Recommended torque for tightening: 20Ncm</li> <li>• Packaging Unit: Abutment + Ti screw</li> </ul> |                            |                              |                            |                              |
| G/H   | 1.0                        |                              | 3.0                        |                              |
| Type  | Hex                        | Non-Hex                      | Hex                        | Non-Hex                      |
|   |                            |                              |                            |                              |
| <b>D Ø4.0</b><br><b>D Ø4.5</b>  | EKTTA4010TH<br>EKTTA4510TH | EKTTA4010NTH<br>EKTTA4510NTH | EKTTA4030TH<br>EKTTA4530TH | EKTTA4030NTH<br>EKTTA4530NTH |

# Multi / Multi Angled


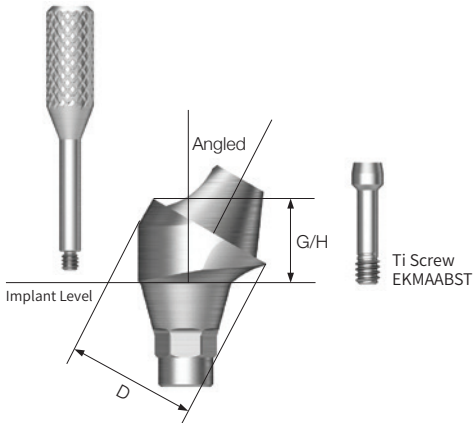






Abutment Level Impression



# Multi Abutment

| Multi Abutment  |           |           |             |           |           |
|---|-----------|-----------|-------------|-----------|-----------|
| Description   |           |           | Image/Guide |           |           |
| <ul style="list-style-type: none"> <li>Screw-retained prosthesis for multiple prosthetic options</li> <li>Shares the same platform as the multi-angled abutment</li> <li>Restorative components: US aesthetic low cylinder (regular/non-hex)</li> <li>Torque using multi abutment outer driver (HMAOD)</li> <li>The gingival height is 0.5mm higher when engaged in Ø3.5 implant</li> <li>Recommended torque for tightening: 30Ncm</li> <li>Packaging unit includes abutment and carrier</li> </ul> <p>※ Compatible with ET Multi (Esthetic-low) components<br/>Please refer to page 68</p> |           |           |             |           |           |
| <p>EK products are marked with "K".</p>   |           |           |             |           |           |
| G/H   | 1.0       | 2.0       | 3.0         | 4.0       | 5.0       |
|   |           |           |             |           |           |
| <b>D Ø4.8</b>   | EKMA5010P | EKMA5020P | EKMA5030P   | EKMA5040P | EKMA5050P |

# Multi Angled Abutment

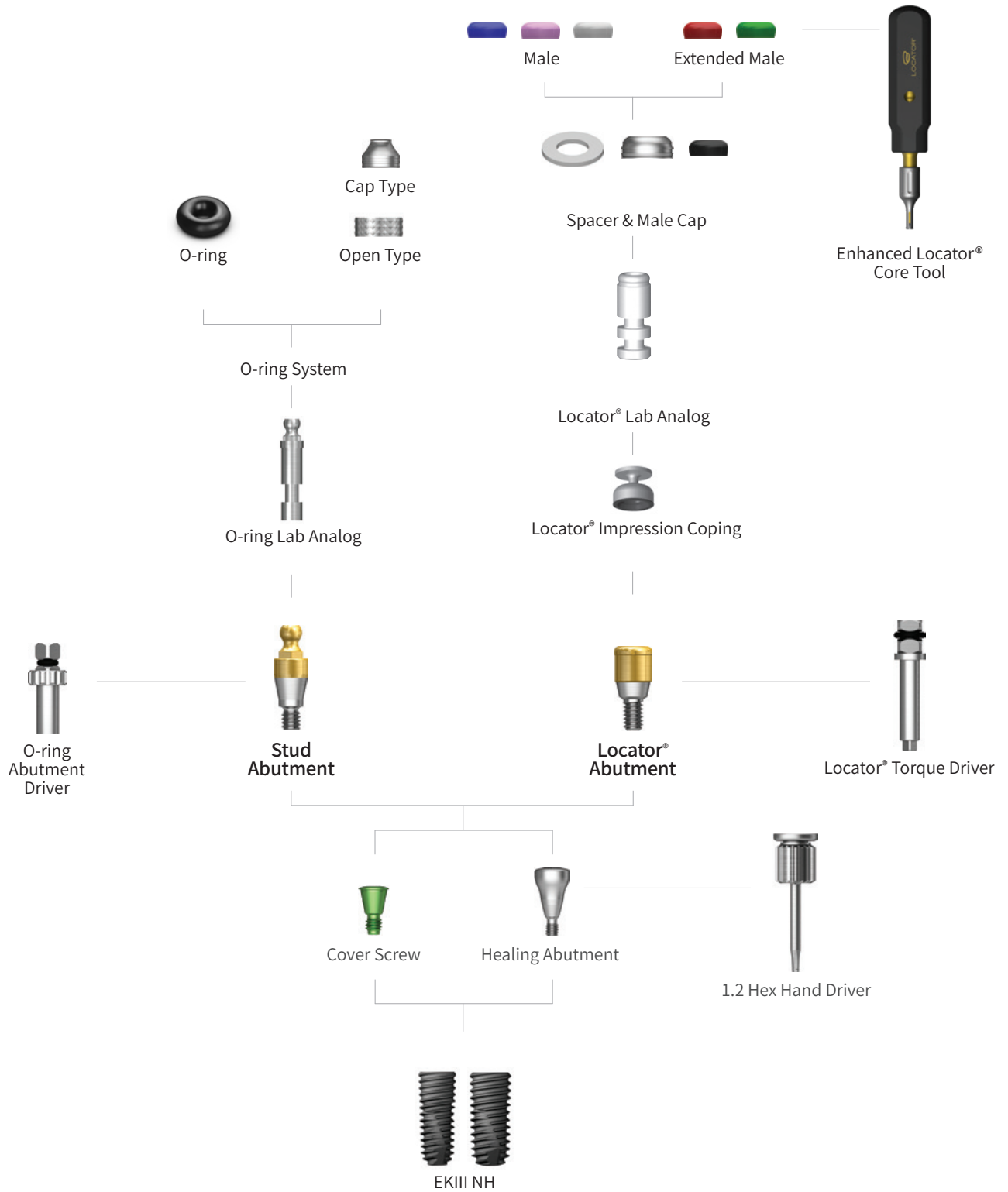
| Multi Angled Abutment  |   |   |  |  |  |  |
|--|---|---|--|--|--|--|
| Description  |   |   |  | Image/Guide  |  |  |
| <ul style="list-style-type: none"> <li>Screw-retained prosthesis for multiple prosthetic options</li> <li>Shares the same platform as the multi-angled abutment</li> <li>Restorative components: US esthetic low cylinder (regular/non-hex)</li> <li>Torque using multi abutment outer driver (HMAOD)</li> <li>The gingival height is 0.5mm higher when engaged in Ø3.5 implant .</li> <li>Recommended torque for tightening: 30Ncm</li> <li>Packaging unit includes abutment and carrier</li> </ul> <p>※ Compatible with ET Multi (Esthetic-low) components Please refer to page 71</p> <div style="text-align: center;">  <p>EK products have a cylinder at the bottom</p> </div> |   |   |  |    |  |  |
| Angle  | <b>17°</b>  |   |  | <b>30°</b>   |  |  |
| G/H  | 2.5   | 3.0   | 4.0  | 3.5  | 4.0  | 5.0  |
|  |  |  |  |  |  |  |
| <b>D Ø4.8</b>  | EK17MA4820TH  | EK17MA4830TH  | EK17MA4840TH   | EK30MA4820TH   | EK30MA4840TH   | EK30MA4850TH   |

※ Multi Angled Abutment 30° is currently unavailable

**HIOSSEN**  
IMPLANT


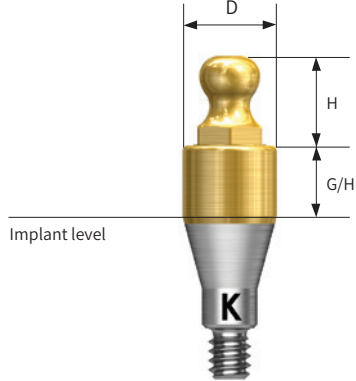







# Stud/Locator®

Overdenture





# Stud Abutment

| Multi Abutment   |  |  |  |   |  |  |
|--|--|--|--|---|--|--|
| Description  |  |  |  | Image/Guide   |  |  |
| <ul style="list-style-type: none"> <li>Retains overdenture with O-ring system</li> <li>Angle compensation up to 20°</li> <li>Torque using O-ring driver (code: HAORD)</li> <li>Recommended tightening torque: 30Ncm (mini/regular)</li> <li>Ball head diameter</li> <li>Normal size: Ø2.25 (H 3.4mm)</li> </ul> <p>※ Compatible with ET O-ring components<br/>Please refer to <a href="#">page 77</a></p> <div style="text-align: center;">  <p>EK products are marked with "K".</p> </div> |  |  |  |  |  |  |
| G/H  | 1.0  | 2.0  | 3.0  | 4.0   | 5.0  | 6.0  |
|  <p><b>D Ø3.5</b></p>   |  |  |  |  |  |  |
| Normal Size  | EKSA3510   | EKSA3520   | EKSA3530   | EKSA3540  | EKSA3550   | EKSA3560   |

# Locator® Legacy Abutment


| Locator® Legacy Abutment  |           |           |           |             |           |           |
|---|-----------|-----------|-----------|-------------|-----------|-----------|
| Description   |           |           |           | Image/Guide |           |           |
| <ul style="list-style-type: none"> <li>Genuine Zest Anchors abutment</li> <li>Angle compensation up to 40°</li> <li>1.5mm lower profile with various attachments for stable retention force</li> <li>Torque using a Locator Outer Driver (code: TWLDSK/TWLDSK)</li> <li>Recommended tightening torque: 30Ncm</li> </ul> |           |           |           |             |           |           |
| G/H   | 1.0       | 2.0       | 3.0       | 4.0         | 5.0       | 6.0       |
|   |           |           |           |             |           |           |
| <b>D Ø3.7</b>   | EKLCA0010 | EKLCA0020 | EKLCA0030 | EKLCA0040   | EKLCA0050 | EKLCA0060 |


| Locator® Male Processing Kit  |                 |
|---|-----------------|
| Description   | Image/Item code |
| <ul style="list-style-type: none"> <li>Components               <ul style="list-style-type: none"> <li>- Block out spacer/denture cap, black processing male</li> <li>- Replacement male blue/pink/clear</li> </ul> </li> <li>A full range of retentive males are included with each denture cap to allow personalized retention for each specific patient</li> <li>Locator Core Tool places and removes nylon retentive males</li> <li>Packing unit: 2 sets</li> </ul> |                 |
|   | LMPS            |


| Locator® Replacement Male   |                 |
|---|-----------------|
| Description   | Image/Item code |
| <ul style="list-style-type: none"> <li>Retention force: approx. 6N</li> <li>Angle compensation up to 20°</li> <li>Packing unit: 4ea</li> </ul>  | <br>LRM06S      |
| <ul style="list-style-type: none"> <li>Retention force: approx. 12N</li> <li>Angle compensation up to 20°</li> <li>Packing unit: 4ea</li> </ul> | <br>LRM12S      |
| <ul style="list-style-type: none"> <li>Retention force: approx. 22N</li> <li>Angle compensation up to 20°</li> <li>Packing unit: 4ea</li> </ul> | <br>LRM22S      |


| Locator® Extended Replacement Male   |                 |
|--|-----------------|
| Description  | Image/Item code |
| <ul style="list-style-type: none"> <li>Retention force: approx. 6N</li> <li>Angle compensation up to 20~40°</li> <li>Packing unit: 4ea</li> </ul>  | <br>LEM06S      |
| <ul style="list-style-type: none"> <li>Retention force: approx. 12N</li> <li>Angle compensation up to 20~40°</li> <li>Packing unit: 4ea</li> </ul> | <br>LEM12S      |


# Locator® Legacy Abutment Components



| Locator® Black Processing Male   |   |
|--|---|
| Description  | Image/Item code   |
| <ul style="list-style-type: none"> <li>• A nylon male used in prosthesis fabrication process</li> <li>• Packing unit: 4ea</li> </ul> |  |
|  | LBPS  |

| Locator® Impression Coping  |   |
|---|---|
| Description   | Image/Item code   |
| <ul style="list-style-type: none"> <li>• A pick up impression coping</li> <li>• Closed tray</li> <li>• Packing unit: 4ea</li> </ul> |  |
|   | LICS  |

| Locator® Block Out Spacers  |   |
|---|---|
| Description   | Image/Item code   |
| <ul style="list-style-type: none"> <li>• Block-out spacers used on the heads of the locator abutments.</li> <li>• Seals gap between denture cap and abutment</li> <li>• Packing unit: 20ea</li> </ul> |  |
|   | LBSS  |

| Locator® Lab Analog  |   |
|--|---|
| Description  | Image/Item code   |
| <ul style="list-style-type: none"> <li>• A lab analog for locator abutment</li> <li>• Packing unit: 4ea</li> </ul> |  |
|  | LAL40S  |

| Locator® Core Tool  |   |
|---|---|
| Description   | Image/Item code   |
| <ul style="list-style-type: none"> <li>• Places and removes nylon retentive males in the denture cap</li> <li>• Divides into three separate tools: includes a hand driver for locator abutment</li> </ul> |  |
|   | LCCT  |

| Locator® Torque Driver  |       |   |
|---|-------|---|
| Description   | Type  | Image/Item code   |
| <ul style="list-style-type: none"> <li>• Locator torque driver</li> </ul> | Short |  |
|   |       | TWLDSK  |
|   | Long  |  |
|   |       | TWLDLK  |

# Locator® Legacy Abutment Components


| Enhanced Locator® Core Tool   |   |
|---|---|
| Description   | Image/item code                         |
| <ul style="list-style-type: none"> <li>One streamlined tool compatible with LOCATOR Removable and LOCATOR FIXED Inserts</li> <li>Two-sided instrument designed for easy insertion and removal of any LOCATOR Insert                             <ul style="list-style-type: none"> <li>Insertion Tip: Effortlessly pickup inserts for transfer and placement in housing</li> <li>Removal Tip: Place tip with closed prongs into insert, twist collet to open prongs, tilt core tool and easily remove and LOCATOR Insert</li> </ul> </li> </ul> | <p style="text-align: center;">LECT</p> |


| Locator® FIXED Inserts   |   |     |       |      |
|--|---|-----|-------|------|
| Description  | Image/item code   |     |       |      |
| <ul style="list-style-type: none"> <li>Insert only</li> <li>Used in 4 implant fixed, full-arch cases</li> <li><b>Cannot</b> be used with LOCATOR FIXED® <b>Blue</b> or <b>Tan</b> inserts</li> <li>Must be used with fold LOCATOR FIXED® housing</li> <li>One time use only</li> </ul> |   |     |       |      |
|  | <table border="1"> <tr> <td>2Pk</td> <td>LFGI2</td> </tr> <tr> <td>10Pk</td> <td>LFGI10</td> </tr> </table> | 2Pk | LFGI2 | 10Pk |
| 2Pk  | LFGI2   |     |       |      |
| 10Pk   | LFGI10  |     |       |      |
| <ul style="list-style-type: none"> <li>Insert only</li> <li>Used in combination with LOCATOR FIXED® <b>Tan anterior/posterior insert</b></li> <li>Must be used with fold LOCATOR FIXED® housing</li> <li>One time use only</li> </ul>  |   |     |       |      |
|  | <table border="1"> <tr> <td>2Pk</td> <td>LFBI2</td> </tr> <tr> <td>10Pk</td> <td>LFBI10</td> </tr> </table> | 2Pk | LFBI2 | 10Pk |
| 2Pk  | LFBI2   |     |       |      |
| 10Pk   | LFBI10  |     |       |      |
| <ul style="list-style-type: none"> <li>Insert only</li> <li>Used in combination with LOCATOR FIXED® <b>Blue mid-arch insert</b></li> <li>Must be used with fold LOCATOR FIXED® housing</li> <li>One time use only</li> </ul>   |   |     |       |      |
|  | <table border="1"> <tr> <td>2Pk</td> <td>LF12</td> </tr> <tr> <td>10Pk</td> <td>LFTI10</td> </tr> </table>  | 2Pk | LF12  | 10Pk |
| 2Pk  | LF12  |     |       |      |
| 10Pk   | LFTI10  |     |       |      |

| Locator® FIXED Processing Package   |   |
|---|---|
| Description   | Image/item code                         |
| <ul style="list-style-type: none"> <li>Contains                             <ul style="list-style-type: none"> <li>1 Gold LOCATOR FIXED® Denture Housing</li> <li>1 <b>Green</b> LOCATOR FIXED® Insert</li> <li>1 LOCATOR® &amp; Processing Spacer</li> <li>1 LOCATOR® &amp; Black Processing Insert</li> </ul> </li> </ul> | <p style="text-align: center;">LFPG</p> |
| <ul style="list-style-type: none"> <li>Contains                             <ul style="list-style-type: none"> <li>1 Gold LOCATOR FIXED® Denture Housing</li> <li>1 <b>Blue</b> LOCATOR FIXED® Insert</li> <li>1 LOCATOR® &amp; Processing Spacer</li> <li>1 LOCATOR® &amp; Black Processing Insert</li> </ul> </li> </ul>  | <p style="text-align: center;">LFPB</p> |
| <ul style="list-style-type: none"> <li>Contains                             <ul style="list-style-type: none"> <li>1 Gold LOCATOR FIXED® Denture Housing</li> <li>1 <b>Tan</b> LOCATOR FIXED® Insert</li> <li>1 LOCATOR® &amp; Processing Spacer</li> <li>1 LOCATOR® &amp; Black Processing Insert</li> </ul> </li> </ul>   | <p style="text-align: center;">LFPT</p> |


| Locator® FIXED Housing Assembly  |   |     |       |      |
|--|---|-----|-------|------|
| Description  | Image/item code   |     |       |      |
| <ul style="list-style-type: none"> <li>Gold Housing for LOCATOR FIXED®</li> <li>Backward compatible and can be used with Locator® standard and extended inserts</li> </ul> |   |     |       |      |
|  | <table border="1"> <tr> <td>4Pk</td> <td>LFHA4</td> </tr> <tr> <td>10Pk</td> <td>LFHA10</td> </tr> </table> | 4Pk | LFHA4 | 10Pk |
| 4Pk  | LFHA4   |     |       |      |
| 10Pk   | LFHA10  |     |       |      |


# Locator<sup>®</sup> Legacy Abutment Components

| Locator <sup>®</sup> Fixed Seating and Removal Tool  |  |
|--|--|
| Description  | Image/item code  |
| <ul style="list-style-type: none"> <li>• <b>Includes:</b> Tool, Seating Tip, Removal Tip, Wire and Level Wrench, and a Tip Wrench.</li> <li>• For seating and removing the prosthesis retained by the LOCATOR FIXED<sup>®</sup></li> </ul> |  |
|  | LFSRT  |

| Locator <sup>®</sup> FIXED Seating Tip  |  |
|---|--|
| Description   | Image/Item code  |
| <ul style="list-style-type: none"> <li>• Replacement seating tip for the LOCATOR FIXED<sup>®</sup> Seating and Removal Tool.</li> </ul> |  |
|   | LFST   |

| Locator <sup>®</sup> FIXED Removal Tip  |  |
|---|--|
| Description   | Image/Item code  |
| <ul style="list-style-type: none"> <li>• Replacement removal tip for the LOCATOR FIXED<sup>®</sup> Seating and Removal Tool.</li> </ul> |  |
|   | LFRT   |

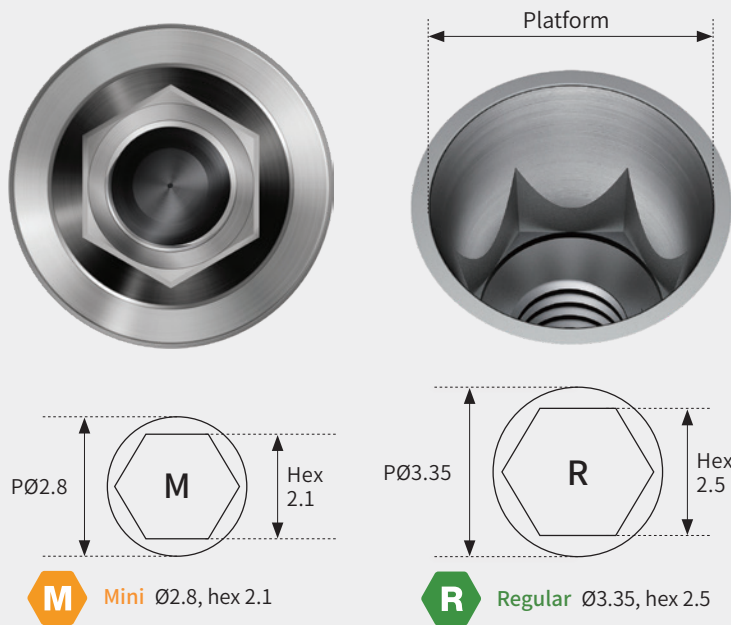
| LOCATOR <sup>®</sup> FIXED Tool 2.4mm Hex Wrench   |   |
|--|---|
| Description  | Image/Item code   |
| <ul style="list-style-type: none"> <li>• Used to tighten or loosen the wire loop in the LOCATOR FIXED<sup>®</sup> Removal Tip</li> </ul> |  |
|  | LFTHW   |

| LOCATOR <sup>®</sup> FIXED Tool Tip Wrench   |   |
|--|---|
| Description  | Image/Item code   |
| <ul style="list-style-type: none"> <li>• Tighten the seating or removal tip on the Locator FIXED<sup>®</sup> Seating and Removal tool from spinning</li> </ul> |  |
|  | LFTTW   |

# Hiossen ET System

Hiossen ET implants combine the advantages of both straight and tapered body designs.

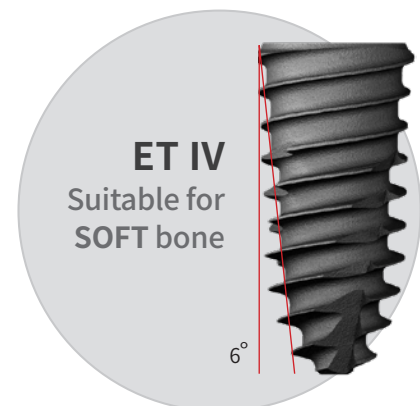
Our enhanced design ensures primary stability in various bone types while allowing flexibility during implant insertion. With Hiossen Implants, we offer dependable, straightforward, and immediate placement and loading solutions, even in challenging cases.



## Strong internal hex connection

The Hex connection evenly distributes mastication forces to both the abutment and implant, preventing micro-movements and enhancing overall stability




Two options are available depending on the clinical indications



# Specifications for ET Implant System




| Connection   | Placement  | Delivery Options  | Body Diameters   |
|--|--|---|--|
|  <p>Internal hex conical connection</p> |  <p>1.0mm Sub-crestal</p> |  <p>No Mount      Pre-Mounted</p> |  <p>Diameter</p> <ul style="list-style-type: none"> <li><b>M</b> Mini: 3.2mm, 3.5mm</li> <li><b>R</b> Regular: 4.0mm, 4.5mm, 5.0mm, 5.5mm</li> <li><b>R</b> Ultra Wide: 6.0mm, 7.0mm</li> </ul> |

## Specifications for ETIII

| Body Type  | Hex Platform   | Apical Diameters  | Lengths (mm)  |
|--|--|---|---|
|  <p>1.5° Morse Tapered</p> | <ul style="list-style-type: none"> <li><b>M</b> Mini: 2.1mm (Narrow)</li> <li><b>R</b> Regular: 2.5mm</li> </ul> |  <p>Apical Diameter</p> <ul style="list-style-type: none"> <li><b>M</b> Mini: 2.2mm, 2.5mm, 2.8mm, 3.1mm, 3.7mm, 4.0mm, 4.2mm, 5.1mm</li> <li><b>R</b> Regular</li> </ul> |  <p>Length</p> <ul style="list-style-type: none"> <li><b>M</b> Mini: 8.5   10   11.5   13   15</li> <li><b>R</b> Regular: 7   8.5   10   11.5   13   15</li> <li><b>R</b> Ultra Wide: 6   7   8.5   10   11.5   13</li> </ul> |

\*\*Note: For Implants with a length of 6mm are only available for implant with Ø5.0 above.  
For Implants with a length of 15mm can only be placed as custom orders.

## Specifications for ETIV

| Body Type   | Hex Platform  | Apical Diameters   | Lengths (mm)  |
|---|---|--|---|
|  <p>6° Morse Tapered</p> | <ul style="list-style-type: none"> <li><b>R</b> Regular: 2.5mm</li> </ul> |  <p>Apical Diameter</p> <ul style="list-style-type: none"> <li><b>R</b> Regular: 1.8mm, 2.0mm, 2.2mm, 2.9mm, 3.8mm</li> </ul> |  <p>Length</p> <ul style="list-style-type: none"> <li><b>R</b> Regular: 7   8.5   10   11.5   13</li> <li><b>R</b> Ultra Wide: 7   8.5   10   11.5   13</li> </ul> |

\*\*Note: Product availability varies by country depending on the approval status by the regulatory authority for medical products in each country

# ETIII Implant System

| ET III Implant System   |       |
|---|-------|
| Description   | Guide |
| <ul style="list-style-type: none"> <li>Bone level with 11° Morse taper internal hex connection</li> <li>Taper body with corkscrew thread design that acquires superior initial stability</li> <li>Narrow threads that increases self-tapping, path-correction and initial stability in soft bone</li> <li>Recommended implant placement torque: 40 Ncm or less</li> <li>Recommended implant size in posterior: Minimum Ø4.5mm</li> </ul> <p><b>Narrow</b></p> <ul style="list-style-type: none"> <li>Optimized for narrow ridge</li> <li>Compatible with Mini platform components (Excluded: Cover screw, Mount, Lab analog)</li> </ul> <p><b>Ultra-wide</b></p> <ul style="list-style-type: none"> <li>Optimized for posterior extraction and immediate placement, and replacement of failed implant case</li> <li>Efficient apex design that strengthens initial stability with immediate placement after extraction</li> </ul> <div style="border: 1px solid gray; padding: 5px; margin-top: 10px;"> <p><b>Order Code</b></p> <p><b>NoMount Implant:</b> Code starts with "C"</p> <p><b>Mount Implant:</b> Code starts with "A"</p> <p><b>ETNH:</b> Code ends with "B"</p> <p><b>ETSA:</b> Code ends with "S"</p> </div> |       |

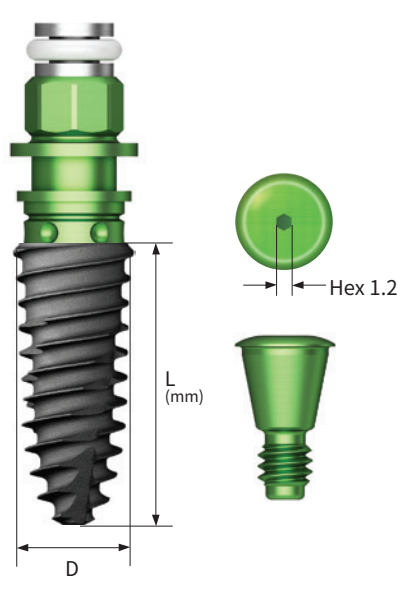





| Platform    | Mini          |          | Regular  |          |          | Ultra-Wide |          |          |
|-------------|---------------|----------|----------|----------|----------|------------|----------|----------|
| Hex         | Hex 2.1       |          | Hex 2.5  |          |          | Hex 2.5    |          |          |
| F           | F3.2 - Narrow | F3.5     | F4.0     | F4.5     | F5.0     | F5.5       | F6.0     | F7.0     |
| <br>L       |               |          |          |          |          |            |          |          |
| 6mm (Short) | -             | -        | -        | -        | ET3R5006 | ET3R5506   | ET3R6006 | ET3R7006 |
| 7mm         | -             | -        | ET3R4007 | ET3R4507 | ET3R5007 | ET3R5507   | ET3R6007 | ET3R7007 |
| 8.5mm       | ET3M3008      | ET3M3508 | ET3R4008 | ET3R4508 | ET3R5008 | ET3R5508   | ET3R6008 | ET3R7008 |
| 10mm        | ET3M3010      | ET3M3510 | ET3R4010 | ET3R4510 | ET3R5010 | ET3R5510   | ET3R6010 | ET3R7010 |
| 11.5mm      | ET3M3011      | ET3M3511 | ET3R4011 | ET3R4511 | ET3R5011 | ET3R5511   | ET3R6011 | ET3R7011 |
| 13 mm       | ET3M3013      | ET3M3513 | ET3R4013 | ET3R4513 | ET3R5013 | ET3R5513   | ET3R6013 | ET3R7013 |
| 15 mm       | ET3M3015      | ET3M3515 | ET3R4015 | ET3R4515 | ET3R5015 | -          | -        | -        |

※ For Ø3.2 implant, connection is 0.5mm shorter

※ Specifications are subject to change without any notice



# ETIV Implant System

| ET IV Implant System  |   |   |   |   |   |  |
|---|---|---|---|---|---|--|
| Description   |   |   |   | Guide   |   |  |
| <ul style="list-style-type: none"> <li>Bone level with 11° Morse taper internal hex connection</li> <li>Taper body with corkscrew thread design that acquires superior initial stability</li> <li>Narrow threads that increases self-tapping, path-correction and initial stability in soft bone</li> <li>Recommended implant placement torque: 40 Ncm or less</li> <li>Recommended implant size in posterior: Minimum Ø4.5mm</li> </ul> <p><b>Narrow</b></p> <ul style="list-style-type: none"> <li>Optimized for narrow ridge</li> <li>Compatible with Mini platform components (Excluded: Cover screw, Mount, Lab analog)</li> </ul> <p><b>Ultra-wide</b></p> <ul style="list-style-type: none"> <li>Optimized for posterior extraction and immediate placement, and replacement of failed implant case</li> <li>Efficient apex design that strengthens initial stability with immediate placement after extraction</li> </ul> <div style="border: 1px solid black; border-radius: 10px; padding: 5px; margin-top: 10px;"> <p><b>Order Code</b></p> <p><b>NoMount Implant:</b> Code starts with "C"</p> <p><b>Mount Implant:</b> Code starts with "A"</p> <p><b>ETNH:</b> Code ends with "B"</p> <p><b>ETSA:</b> Code ends with "S"</p> </div> |   |   |   |   |   |  |
| Platform  | Regular   |   |   | Ultra-Wide  |   |  |
| Hex   | Hex 2.5   |   |   | Hex 2.5   |   |  |
| F   | F4.0/Pitch 0.8  | F4.5/Pitch 1.0  | F5.0/Pitch 1.2  | F6.0/Pitch 1.0  | F7.0/Pitch 1.0  |  |
| <div style="display: flex; flex-direction: column; align-items: center;"> <div style="border: 1px solid black; border-radius: 50%; width: 20px; height: 20px; display: flex; align-items: center; justify-content: center; margin-bottom: 5px;">R</div> <div style="border: 1px solid black; border-radius: 50%; width: 20px; height: 20px; display: flex; align-items: center; justify-content: center; margin-bottom: 5px;">W</div> <div>L</div> </div>   |  |  |  |  |  |  |
| <b>7.0 mm</b>   | ET4R4007  | ET4R4507  | ET4R5007  | ET4R6007  | ET4R7007  |  |
| <b>8.5 mm</b>   | ET4R4008  | ET4R4508  | ET4R5008  | ET4R6008  | ET4R7008  |  |
| <b>10 mm</b>  | ET4R4010  | ET4R4510  | ET4R5010  | ET4R6010  | ET4R7010  |  |
| <b>11.5 mm</b>  | ET4R4011  | ET4R4511  | ET4R5011  | ET4R6011  | ET4R7011  |  |
| <b>13 mm</b>  | ET4R4013  | ET4R4513  | ET4R5013  | ET4R6013  | ET4R7013  |  |

# Cover Screw

| Cover Screw   |             |
|---|-------------|
| Description   | Image/Guide |
| <ul style="list-style-type: none"> <li>Depending on the depth of the implant, height (H) is selected</li> <li>Ø3.2 implant uses exclusive cover screw</li> <li>Tighten by hand with 1.2 hex driver</li> <li>P = Platform</li> </ul> |             |

| Mini                                     |        |         |         |
|--|--------|---------|---------|
| H  | 0.4    | 1.4     | 2.0     |
| <p><b>M</b></p> <p>P</p> <p>For Ø3.2</p> |        |         |         |
|  | ETCS30 | GSCS30M | GSCS30L |

| Mini                     |        |         |         |
|--------------------------|--------|---------|---------|
| H                        | 0.4    | 1.4     | 2.0     |
| <p><b>M</b></p> <p>P</p> |        |         |         |
|                          | ETCS35 | GSCS35M | GSCS35L |

| Regular                  |           |           |           |
|--------------------------|-----------|-----------|-----------|
| H                        | 0.4       | 1.4       | 2.0       |
| <p><b>R</b></p> <p>P</p> |           |           |           |
|                          | ETCS40S-G | GSCS40M-G | GSCS40L-G |

# Healing Abutment

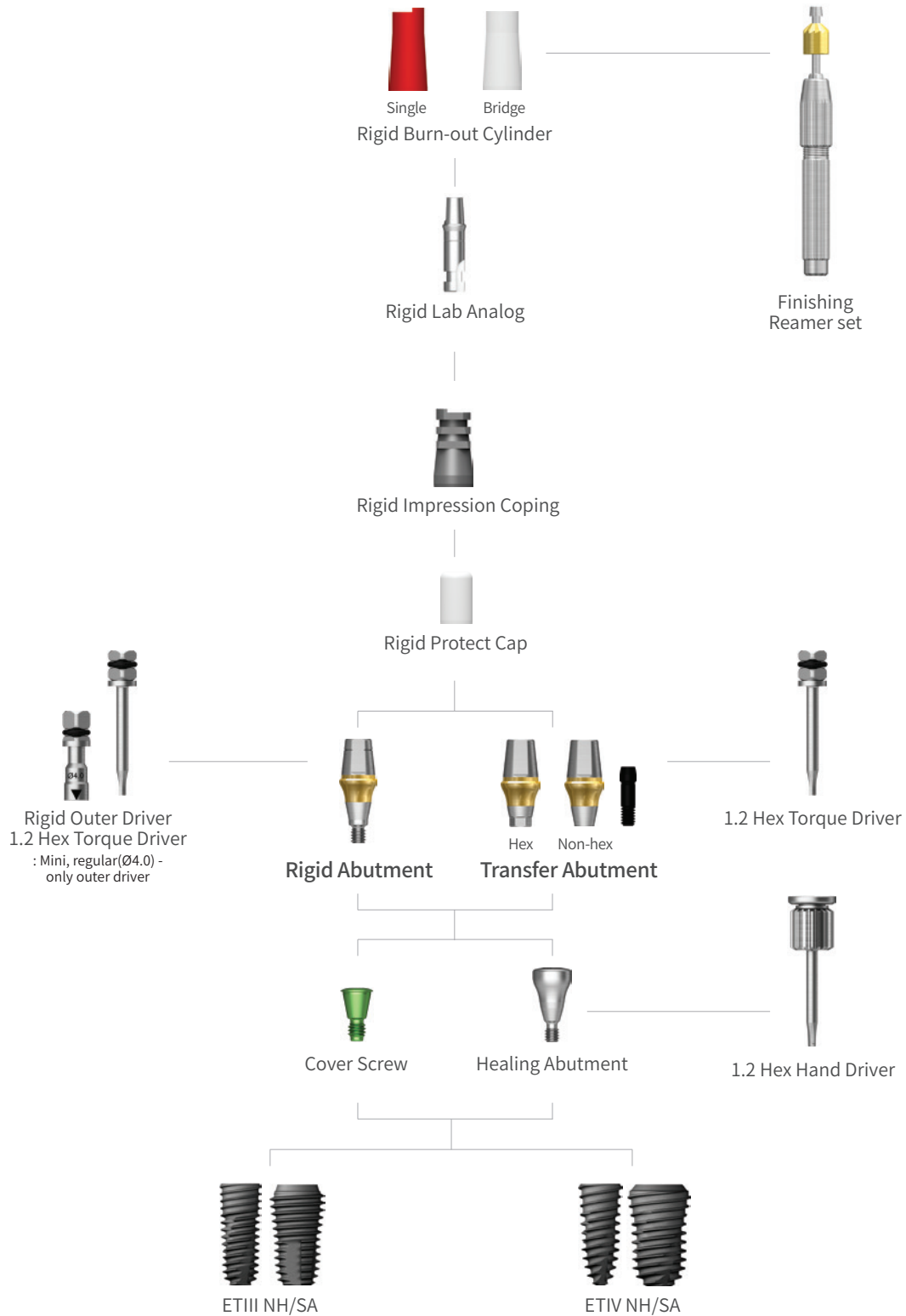
| Healing Abutment  |                  |       |            |            |      |     |          |     |     |            |            |     |                   |      |       |       |      |      |                      |
|---|------------------|-------|------------|------------|------|-----|----------|-----|-----|------------|------------|-----|-------------------|------|-------|-------|------|------|----------------------|
| Description   | Image/Guide      |       |            |            |      |     |          |     |     |            |            |     |                   |      |       |       |      |      |                      |
| <ul style="list-style-type: none"> <li>Mini platform prosthetic parts for Ø3.5 &amp; 3.2 implants colored in yellow</li> <li>Tighten with a 1.2 hex hand driver</li> </ul> <p>Reference table</p> <table border="1"> <tr> <td>Healing abutment</td> <td>H</td> <td>3.0</td> <td>4.0</td> <td>5.0</td> <td>7.0</td> </tr> <tr> <td>Abutment</td> <td>G/H</td> <td>1.0</td> <td>2.0 or 3.0</td> <td>3.0 or 4.0</td> <td>5.0</td> </tr> <tr> <td>Impression coping</td> <td>Type</td> <td>Short</td> <td>Short</td> <td>Long</td> <td>Long</td> </tr> </table> | Healing abutment | H     | 3.0        | 4.0        | 5.0  | 7.0 | Abutment | G/H | 1.0 | 2.0 or 3.0 | 3.0 or 4.0 | 5.0 | Impression coping | Type | Short | Short | Long | Long | <p>Implant level</p> |
| Healing abutment  | H                | 3.0   | 4.0        | 5.0        | 7.0  |     |          |     |     |            |            |     |                   |      |       |       |      |      |                      |
| Abutment  | G/H              | 1.0   | 2.0 or 3.0 | 3.0 or 4.0 | 5.0  |     |          |     |     |            |            |     |                   |      |       |       |      |      |                      |
| Impression coping   | Type             | Short | Short      | Long       | Long |     |          |     |     |            |            |     |                   |      |       |       |      |      |                      |

| Mini     |            |            |            |            |            |            |  |
|----------|------------|------------|------------|------------|------------|------------|--|
| H        | 3.0        | 4.0        | 5.0        | 6.0        | 7.0        | 9.0        |  |
| <b>M</b> |            |            |            |            |            |            |  |
| D        |            |            |            |            |            |            |  |
| Ø4.0     | ETHLA4003M | ETHLA4004M | ETHLA4005M | ETHLA4006M | ETHLA4007M | ETHLA4009M |  |
| Ø4.5     | ETHLA4503M | ETHLA4504M | ETHLA4505M | ETHLA4506M | ETHLA4507M | ETHLA4509M |  |

| Regular  |            |            |            |            |            |            |  |
|----------|------------|------------|------------|------------|------------|------------|--|
| H        | 3.0        | 4.0        | 5.0        | 6.0        | 7.0        | 9.0        |  |
| <b>R</b> |            |            |            |            |            |            |  |
| D        |            |            |            |            |            |            |  |
| Ø4.0     | ETHLA4003R | ETHLA4004R | ETHLA4005R | ETHLA4006R | ETHLA4007R | ETHLA4009R |  |
| Ø4.5     | ETHLA4503R | ETHLA4504R | ETHLA4505R | ETHLA4506R | ETHLA4507R | ETHLA4509R |  |
| Ø5.0     | ETHLA5003R | ETHLA5004R | ETHLA5005R | ETHLA5006R | ETHLA5007R | ETHLA5009R |  |
| Ø6.0     | ETHLA6003R | ETHLA6004R | ETHLA6005R | ETHLA6006R | ETHLA6007R | ETHLA6009R |  |
| Ø7.0     | ETHLA7003R | ETHLA7004R | ETHLA7005R | ETHLA7006R | ETHLA7007R | ETHLA7009R |  |

# Rigid

Abutment Level Impression



# Rigid Abutment

| Rigid Abutment  |             |
|---|-------------|
| Description   | Image/Guide |
| <ul style="list-style-type: none"> <li>• Cement-retained prosthesis</li> <li>• Abutment level impression</li> <li>• Ø4.0: torque with the outer driver (code: HORDML/HORDMS)</li> <li>• Ø4.5/5.0/6.0: torque with the outer driver or 1.2 hex driver</li> <li>• Ø7.0: torque with a 1.2 hex driver</li> <li>• Recommended tightening torque: 30Ncm</li> <li>• Packing unit: abutment + protect cap</li> </ul> |             |







## Mini D Ø4.0







| G/H      | 1.0         | 2.0         | 3.0         | 4.0         | 5.0         |
|----------|-------------|-------------|-------------|-------------|-------------|
| <b>M</b> |             |             |             |             |             |
| <b>H</b> |             |             |             |             |             |
| 4.0      | ETRGA4014MP | ETRGA4024MP | ETRGA4034MP | ETRGA4044MP | ETRGA4054MP |
| 5.5      | ETRGA4015MP | ETRGA4025MP | ETRGA4035MP | ETRGA4045MP | ETRGA4055MP |
| 7.0      | ETRGA4017MP | ETRGA4027MP | ETRGA4037MP | ETRGA4047MP | ETRGA4057MP |







## Mini D Ø4.5

| G/H      | 1.0         | 2.0         | 3.0         | 4.0         | 5.0         |
|----------|-------------|-------------|-------------|-------------|-------------|
| <b>M</b> |             |             |             |             |             |
| <b>H</b> |             |             |             |             |             |
| 4.0      | ETRGA4514MP | ETRGA4524MP | ETRGA4534MP | ETRGA4544MP | ETRGA4554MP |
| 5.5      | ETRGA4515MP | ETRGA4525MP | ETRGA4535MP | ETRGA4545MP | ETRGA4555MP |
| 7.0      | ETRGA4517MP | ETRGA4527MP | ETRGA4537MP | ETRGA4547MP | ETRGA4557MP |






# Rigid Abutment






| Regular D Ø4.0  |   |   |   |   |   |             |
|---|---|---|---|---|---|-------------|
| G/H   | 1.0   | 2.0   | 3.0   | 4.0   | 5.0   |             |
| <br><b>R</b><br><br><b>H</b> |  |  |  |  |  |             |
|   | 4.0   | ETRGA4014SP   | ETRGA4024SP   | ETRGA4034SP   | ETRGA4044SP   | ETRGA4054SP |
| 5.5   | ETRGA4015SP   | ETRGA4025SP   | ETRGA4035SP   | ETRGA4045SP   | ETRGA4055SP   |             |
| 7.0   | ETRGA4017SP   | ETRGA4027SP   | ETRGA4037SP   | ETRGA4047SP   | ETRGA4057SP   |             |

| Regular D Ø4.5   |  |  |  |  |  |             |
|--|--|--|--|--|--|-------------|
| G/H  | 1.0  | 2.0  | 3.0  | 4.0  | 5.0  |             |
| <br><b>R</b> |  |  |  |  |  |             |
|  | 4.0  | ETRGA4514SP  | ETRGA4524SP  | ETRGA4534SP  | ETRGA4544SP  | ETRGA4554SP |
| 5.5  | ETRGA4515SP  | ETRGA4525SP  | ETRGA4535SP  | ETRGA4545SP  | ETRGA4555SP  |             |
| 7.0  | ETRGA4517SP  | ETRGA4527SP  | ETRGA4537SP  | ETRGA4547SP  | ETRGA4557SP  |             |






| Regular D Ø5.0  |   |   |   |   |   |             |
|---|---|---|---|---|---|-------------|
| G/H   | 1.0   | 2.0   | 3.0   | 4.0   | 5.0   |             |
| <br><b>R</b><br><br><b>H</b> |  |  |  |  |  |             |
|   | 4.0   | ETRGA5014MP   | ETRGA5024MP   | ETRGA5034MP   | ETRGA5044MP   | ETRGA5054MP |
| 5.5   | ETRGA5015MP   | ETRGA5025MP   | ETRGA5035MP   | ETRGA5045MP   | ETRGA5055MP   |             |
| 7.0   | ETRGA5017MP   | ETRGA5027MP   | ETRGA5037MP   | ETRGA5047MP   | ETRGA5057MP   |             |






# Rigid Abutment






| Regular D Ø6.0 |   |   |   |   |   |
|----------------|---|---|---|---|---|
| G/H            | 1.0   | 2.0   | 3.0   | 4.0   | 5.0   |
| <b>R</b>       |  |  |  |  |  |
| H              |   |   |   |   |   |
| 4.0            | ETRGA6014SP   | ETRGA6024SP   | ETRGA6034SP   | ETRGA6044SP   | ETRGA6054SP   |
| 5.5            | ETRGA6015SP   | ETRGA6025SP   | ETRGA6035SP   | ETRGA6045SP   | ETRGA6055SP   |
| 7.0            | ETRGA6017SP   | ETRGA6027SP   | ETRGA6037SP   | ETRGA6047SP   | ETRGA6057SP   |

| Regular D Ø7.0 |  |  |  |  |  |
|----------------|--|--|--|--|--|
| G/H            | 1.0  | 2.0  | 3.0  | 4.0  | 5.0  |
| <b>R</b>       |  |  |  |  |  |
| H              |  |  |  |  |  |
| 5.5            | ETRGA7015SP  | ETRGA7025SP  | ETRGA7035SP  | ETRGA7045SP  | ETRGA7055SP  |





# Rigid Abutment Components






| Rigid Protect Cap   |  |   |   |   |            |
|---|--|---|---|---|------------|
| Description   | H  | 4.0   | 5.5   | 7.0   |            |
| <ul style="list-style-type: none"> <li>Protects the rigid abutment until applying the final prosthesis</li> <li>Can be used as the base for a provisional crown</li> <li>Available for transfer abutment (Ø4.0 excluded)</li> </ul> |  Mini<br> Regular<br>D |  |  |  |            |
|   |  | Ø4.0/Ø4.0   | ETRPC4004   | ETRPC4005   | ETRPC4007  |
|   |  | Ø4.5/Ø4.5   | ETRPC4504   | ETRPC4505   | ETRPC4507  |
|   |  | Ø5.0  | ETRPC5004S  | ETRPC5005S  | ETRPC5007S |
|   |  | Ø6.0  | ETRPC6004S  | ETRPC6005S  | ETRPC6007S |
|   |  | Ø7.0  | -   | ETRPC7005S  | -          |

| Rigid Retraction Cap  |   |  |  |  |          |
|---|---|--|--|--|----------|
| Description   | H   | 4.0  | 5.5  | 7.0  |          |
| <ul style="list-style-type: none"> <li>Used for accurate margin reproduction when taking a direct impression</li> <li>Can be used as the base for a provisional crown</li> <li>Available for transfer abutment (Ø4.0 excluded)</li> </ul> |  Mini<br> Regular<br>D |  |  |  |          |
|   |   | Ø4.0/Ø4.0  | ETRRC440   | ETRRC460   | ETRRC470 |
|   |   | Ø4.5/Ø4.5  | ETRRC441   | ETRRC461   | ETRRC471 |
|   |   | Ø5.0   | ETRRC540   | ETRRC560   | ETRRC570 |
|   |   | Ø6.0   | ETRRC640   | ETRRC660   | ETRRC670 |
|   |   | Ø7.0   | -  | ETRRC760   | -        |

| Rigid Impression Coping  |  |   |   |   |            |
|--|--|---|---|---|------------|
| Description  | H  | 4.0   | 5.5   | 7.0   |            |
| <ul style="list-style-type: none"> <li>Impression components for rigid abutment</li> <li>Color coded by height</li> <li>Available for transfer abutment (Ø4.0 excluded)</li> </ul> |  Mini<br> Regular<br>D |  |  |  |            |
|  |  | Ø4.0/Ø4.0   | ETRIC4004S  | ETRIC4005S  | ETRIC4007S |
|  |  | Ø4.5/Ø4.5   | ETRIC4504S  | ETRIC4505S  | ETRIC4507S |
|  |  | Ø5.0  | ETRIC5004S  | ETRIC5005S  | ETRIC5007S |
|  |  | Ø6.0  | ETRIC6004S  | ETRIC6005S  | ETRIC6007S |
|  |  | Ø7.0  | -   | ETRIC7005S  | -          |

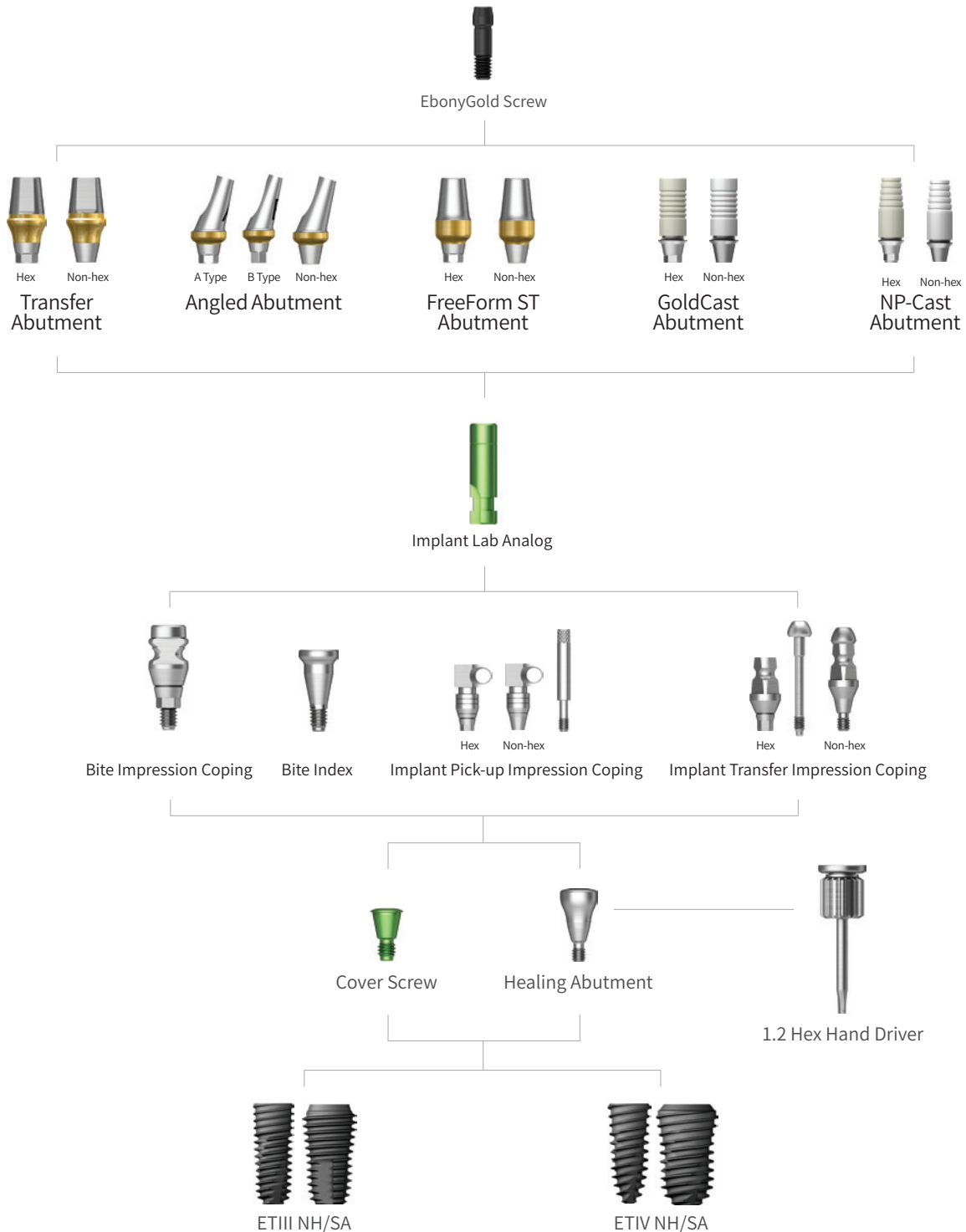


| Rigid Burn-out Cylinder   |  |   |   |
|---|--|---|---|
| Description   | H  | Single  | Bridge  |
| <ul style="list-style-type: none"> <li>Replacement for resin cap before wax up</li> <li>Delivery of perfect margin with proper fitting after casting</li> </ul> |  Mini<br> Regular<br>D |  |  |
|   | Ø4.0/Ø4.0  | ETRBC40   | ETRBC40   |
|   | Ø4.5/Ø4.5  | ETRBC41   | ETRBC41   |
|   | Ø5.0   | ETRBC50   | ETRBC50   |
|   | Ø6.0   | ETRBC60   | ETRBC60   |
|   | Ø7.0   | ETRBC70   | ETRBC70   |

| Rigid Lab Analog  |   |  |  |  |
|---|---|--|--|--|
| Description   | H   | 4.0  | 5.5  | 7.0  |
| <ul style="list-style-type: none"> <li>Replicate of Rigid abutment for accurate orientation on model after impression</li> <li>Color coded by height</li> </ul> |  Mini<br> Regular<br>D |  |  |  |
|   | Ø4.0/Ø4.0   | ETRLA4004  | ETRLA4005  | ETRLA4007  |
|   | Ø4.5/Ø4.5   | ETRLA4504  | ETRLA4505  | ETRLA4507  |
|   | Ø5.0  | ETRLA5004S   | ETRLA5005S   | ETRLA5007S   |
|   | Ø6.0  | ETRLA6004S   | ETRLA6005S   | ETRLA6007S   |
|   | Ø7.0  | -  | ETRLA7005S   | -  |

# Transfer/Angled/ FreeForm ST GoldCast/NP-Cast

Abutment Level Impression











# Transfer Abutment







| Transfer Abutment  |   |
|--|---|
| Description  | Image/Guide   |
| <ul style="list-style-type: none"> <li>• Cement-retained/combination type</li> <li>• Implant level impression</li> <li>• Abutment level impression is available using the rigid impression coping (Ø4.0 excluded)</li> <li>• Torque using a 1.2 hex driver</li> <li>• Recommended tightening torque: 20Ncm(mini), 30Ncm(regular)</li> <li>• Packing unit: abutment + Ebony-gold screw</li> </ul> | <p>Diagram illustrating the dimensions of the Transfer Abutment: D (Diameter), H (Height), and G/H (Height from Implant level). The abutment is shown with an EbonyGold screw. The screw variants are Mini (ETABSM) and Regular (ETABSS).</p> |




| Mini D Ø4.0 |            |                            |                            |                            |                            |                            |                            |                            |
|-------------|------------|----------------------------|----------------------------|----------------------------|----------------------------|----------------------------|----------------------------|----------------------------|
| G/H         | 1.0        | 2.0                        | 3.0                        | 4.0                        | 5.0                        | 6.0                        | 7.0                        |                            |
| <b>M</b>    |            |                            |                            |                            |                            |                            |                            |                            |
| H           |            |                            |                            |                            |                            |                            |                            |                            |
| Hex         | 5.5<br>7.0 | ETTA4015MHW<br>ETTA4017MHW | ETTA4025MHW<br>ETTA4027MHW | ETTA4035MHW<br>ETTA4037MHW | ETTA4045MHW<br>ETTA4047MHW | ETTA4055MHW<br>ETTA4057MHW | ETTA4065MHW<br>ETTA4067MHW | ETTA4075MHW<br>ETTA4077MHW |
| Non-Hex     | 5.5<br>7.0 | ETTA4015MNW<br>ETTA4017MNW | ETTA4025MNW<br>ETTA4027MNW | ETTA4035MNW<br>ETTA4037MNW | ETTA4045MNW<br>ETTA4047MNW | ETTA4055MNW<br>ETTA4057MNW | ETTA4065MNW<br>ETTA4067MNW | ETTA4075MNW<br>ETTA4077MNW |
| Mini D Ø4.5 |            |                            |                            |                            |                            |                            |                            |                            |
| Hex         | 5.5<br>7.0 | ETTA4515MHW<br>ETTA4517MHW | ETTA4525MHW<br>ETTA4527MHW | ETTA4535MHW<br>ETTA4537MHW | ETTA4545MHW<br>ETTA4547MHW | ETTA4555MHW<br>ETTA4557MHW | ETTA4565MHW<br>ETTA4567MHW | ETTA4575MHW<br>ETTA4577MHW |
| Non-Hex     | 5.5<br>7.0 | ETTA4515MNW<br>ETTA4517MNW | ETTA4525MNW<br>ETTA4527MNW | ETTA4535MNW<br>ETTA4537MNW | ETTA4545MNW<br>ETTA4547MNW | ETTA4555MNW<br>ETTA4557MNW | ETTA4565MNW<br>ETTA4567MNW | ETTA4575MNW<br>ETTA4577MNW |







# Transfer Abutment

| Regular D Ø4.5  |   |   |   |   |   |   |   |                            |
|---|---|---|---|---|---|---|---|----------------------------|
| G/H   | 1.0   | 2.0   | 3.0   | 4.0   | 5.0   | 6.0   | 7.0   |                            |
| <br><b>H</b> |  |  |  |  |  |  |  |                            |
|   | Hex <b>5.5</b><br><b>7.0</b>  | ETTA4515SHW<br>ETTA4517SHW  | ETTA4525SHW<br>ETTA4527SHW  | ETTA4535SHW<br>ETTA4537SHW  | ETTA4545SHW<br>ETTA4547SHW  | ETTA4555SHW<br>ETTA4557SHW  | ETTA4565SHW<br>ETTA4567SHW  | ETTA4575SHW<br>ETTA4577SHW |
| Non-Hex <b>5.5</b><br><b>7.0</b>  | ETTA4515SNW<br>ETTA4517SNW  | ETTA4525SNW<br>ETTA4527SNW  | ETTA4535SNW<br>ETTA4537SNW  | ETTA4545SNW<br>ETTA4547SNW  | ETTA4555SNW<br>ETTA4557SNW  | ETTA4565SNW<br>ETTA4567SNW  | ETTA4575SNW<br>ETTA4577SNW  |                            |
| Regular D Ø5.0  |   |   |   |   |   |   |   |                            |
| Hex   | <b>4.0</b>  | ETTA5014SHW   | ETTA5024SHW   | ETTA5034SHW   | ETTA5044SHW   | ETTA5054SHW   | ETTA5064SHW   | ETTA5074SHW                |
|   | <b>5.5</b>  | ETTA5015SHW   | ETTA5025SHW   | ETTA5035SHW   | ETTA5045SHW   | ETTA5055SHW   | ETTA5065SHW   | ETTA5075SHW                |
|   | <b>7.0</b>  | ETTA5017SHW   | ETTA5027SHW   | ETTA5037SHW   | ETTA5047SHW   | ETTA5057SHW   | ETTA5067SHW   | ETTA5077SHW                |
| Non-Hex   | <b>4.0</b>  | ETTA5014SNW   | ETTA5024SNW   | ETTA5034SNW   | ETTA5044SNW   | ETTA5054SNW   | ETTA5064SNW   | ETTA5074SNW                |
|   | <b>5.5</b>  | ETTA5015SNW   | ETTA5025SNW   | ETTA5035SNW   | ETTA5045SNW   | ETTA5055SNW   | ETTA5065SNW   | ETTA5075SNW                |
|   | <b>7.0</b>  | ETTA5017SNW   | ETTA5027SNW   | ETTA5037SNW   | ETTA5047SNW   | ETTA5057SNW   | ETTA5067SNW   | ETTA5077SNW                |
| Regular D Ø6.0  |   |   |   |   |   |   |   |                            |
| Hex   | <b>4.0</b>  | ETTA6014SHW   | ETTA6024SHW   | ETTA6034SHW   | ETTA6044SHW   | ETTA6054SHW   | ETTA6064SHW   | ETTA6074SHW                |
|   | <b>5.5</b>  | ETTA6015SHW   | ETTA6025SHW   | ETTA6035SHW   | ETTA6045SHW   | ETTA6055SHW   | ETTA6065SHW   | ETTA6075SHW                |
|   | <b>7.0</b>  | ETTA6017SHW   | ETTA6027SHW   | ETTA6037SHW   | ETTA6047SHW   | ETTA6057SHW   | ETTA6067SHW   | ETTA6077SHW                |
| Non-Hex   | <b>4.0</b>  | ETTA6014SNW   | ETTA6024SNW   | ETTA6034SNW   | ETTA6044SNW   | ETTA6054SNW   | ETTA6064SNW   | ETTA6074SNW                |
|   | <b>5.5</b>  | ETTA6015SNW   | ETTA6025SNW   | ETTA6035SNW   | ETTA6045SNW   | ETTA6055SNW   | ETTA6065SNW   | ETTA6075SNW                |
|   | <b>7.0</b>  | ETTA6017SNW   | ETTA6027SNW   | ETTA6037SNW   | ETTA6047SNW   | ETTA6057SNW   | ETTA6067SNW   | ETTA6077SNW                |
| Regular D Ø7.0  |   |   |   |   |   |   |   |                            |
| Hex <b>5.5</b>  | ETTA7015SHW   | ETTA7025SHW   | ETTA7035SHW   | ETTA7045SHW   | ETTA7055SHW   | ETTA7065SHW   | ETTA7075SHW   |                            |
| Non-Hex <b>5.5</b>  | ETTA7015SNW   | ETTA7025SNW   | ETTA7035SNW   | ETTA7045SNW   | ETTA7055SNW   | ETTA7065SNW   | ETTA7075SNW   |                            |







# Transfer Abutment Components

| Bite Impression Coping   |  |   |  |   |   |                          |
|--|--|---|--|---|---|--------------------------|
| Description  | G/H  | 2.0   | 3.0  | 4.0   | 5.0   |                          |
| <ul style="list-style-type: none"> <li>Implant level components for impression</li> <li>Impression and bite registration can be made at the same time</li> <li>Procedure is same as transfer impression coping</li> <li>Used with Bite impression coping driver</li> </ul>  | <br>H |  |  |  |  |                          |
|  | D Ø4.0   | 5.0<br>7.0  | ETBICM4420<br>ETBICM4620   | ETBICM4430<br>ETBICM4630  | ETBICM4440<br>ETBICM4640  | ETBICM4450<br>ETBICM4650 |
|  | D Ø4.5   | 5.0<br>7.0  | ETBICM4421<br>ETBICM4621   | ETBICM4431<br>ETBICM4631  | ETBICM4441<br>ETBICM4641  | ETBICM4451<br>ETBICM4651 |
|  | D Ø4.5   | 5.0<br>7.0  | ETBICR4421<br>ETBICR4621   | ETBICR4431<br>ETBICR4631  | ETBICR4441<br>ETBICR4641  | ETBICR4451<br>ETBICR4651 |
|  | D Ø5.0   | 5.0<br>7.0  | ETBICR5420<br>ETBICR5620   | ETBICR5430<br>ETBICR5630  | ETBICR5440<br>ETBICR5640  | ETBICR5450<br>ETBICR5650 |







| Bite Impression Coping Driver   |  |  |   |
|---|--|--|---|
|   | Type   | Mini   | Regular   |
| <ul style="list-style-type: none"> <li>Used for tightening and removing bite impression coping</li> </ul> | <br>Mini<br>Regular |  |  |
|   |  | ETOICDM  | ETOICDR   |




| Bite Index   |   |   |   |   |   |   |
|--|---|---|---|---|---|---|
|  | L   | 4.0   | 6.0   | 8.0   | 10.0  | 12.0  |
| <ul style="list-style-type: none"> <li>Connected to implant to check the bite impression</li> <li>Tighten with a 1.2 hex hand driver</li> <li>Packing unit: 2ea</li> </ul> |  |  |  |  |  |  |
|  | D Ø4.5<br>D Ø5.5  | ETBIM4504S<br>ETBIS5504S  | ETBIM4506S<br>ETBIS5506S  | ETBIM4508S<br>ETBIS5508S  | ETBIM4510S<br>ETBIS5510S  | ETBIM4512S<br>ETBIS5512S  |




# Transfer Abutment Components

| Implant Pick-up Impression Coping   |   |  |   |  |           |           |
|---|---|--|---|--|-----------|-----------|
| Description   |   | Hex  | Non-Hex   | Guide Pin  |           |           |
|   | L   | 11   |   | 0  | 5.0       | 9.0       |
| <ul style="list-style-type: none"> <li>• Components for Implant level impression with Open tray</li> <li>• Delivery of accurate internal hex position in the impression material</li> <li>• Tighten with a 1.2 hex hand driver</li> <li>• Packing unit: impression coping body + guide pin</li> </ul> |    |   |   |   |           |           |
|   |   | <b>D Ø4.0</b><br><b>D Ø4.5</b>   | ETFPI4011MH<br>ETFPI4511MH  | ETFPI4011MN<br>ETFPI4511MN   | ETFPG00M  | ETFPG05M  |
|   | <b>D Ø4.0</b><br><b>D Ø4.5</b><br><b>D Ø5.0</b><br><b>D Ø6.0</b><br><b>D Ø7.0</b>   | ETFPI4011SH<br>ETFPI4511SH<br>ETFPI5011SH<br>ETFPI6011SH<br>ETFPI7011SH            | ETFPI4011SN<br>ETFPI4511SN<br>ETFPI5011SN<br>ETFPI6011SN<br>ETFPI7011SN | ETFPG00S   | ETFPG05S  | ETFPG10S  |
|   |   | Hex  | Non-Hex   | Guide Pin  |           |           |
|   | L   | 15   |   | 0  | 5.0       | 9.0       |
|   |  |  |   |  |           |           |
|   |   | <b>D Ø4.0</b><br><b>D Ø4.5</b>   | ETFPI4015MH<br>ETFPI4515MH  | ETFPI4015MN<br>ETFPI4515MN   | ETFPG00ML | ETFPG05ML |
|   | <b>D Ø4.0</b><br><b>D Ø4.5</b><br><b>D Ø5.0</b><br><b>D Ø6.0</b><br><b>D Ø7.0</b>   | ETFPI4015SH<br>ETFPI4515SH<br>ETFPI5015SH<br>ETFPI6015SH<br>ETFPI7015SH            | ETFPI4015SN<br>ETFPI4515SN<br>ETFPI5015SN<br>ETFPI6015SN<br>ETFPI7015SN | ETFPG00SL  | ETFPG05SL | ETFPG10SL |

# Transfer Abutment Components

| Implant Transfer Impression Coping  |   |   |   |   |   |
|---|---|---|---|---|---|
| Description   | Type  | Hex   | Non-Hex   | Hex   | Non-Hex   |
|   | L   | 2.0   | 3.0   | 4.0   | 5.0   |
| <ul style="list-style-type: none"> <li>Components for Implant level impression with closed tray</li> <li>Triangular arc ensures accurate placement</li> <li>Tighten with a 1.2 hex hand driver</li> <li>Packing unit                             <ul style="list-style-type: none"> <li>- Hex: impression coping body + guide pin</li> <li>- Non-hex: impression coping as one piece</li> </ul> </li> </ul>  |                                    |                      |                     |                    |                    |
|   | <b>D Ø4.0</b><br><b>D Ø4.5</b><br><b>D Ø4.0</b><br><b>D Ø4.5</b><br><b>D Ø5.0</b><br><b>D Ø6.0</b><br><b>D Ø7.0</b> | ETFTI4011MH<br>ETFTI4511MH<br>ETFTI4011SH<br>ETFTI4511SH<br>ETFTI5011SH<br>ETFTI6011SH<br>ETFTI7011SH | ETFTI4011MN<br>ETFTI4511MN<br>ETFTI4011SN<br>ETFTI4511SN<br>ETFTI5011SN<br>ETFTI6011SN<br>ETFTI7011SN | ETFTI4014MH<br>ETFTI4514MH<br>ETFTI4014SH<br>ETFTI4514SH<br>ETFTI5014SH<br>ETFTI6014SH<br>ETFTI7014SH | ETFTI4014MN<br>ETFTI4514MN<br>ETFTI4014SN<br>ETFTI4514SN<br>ETFTI5014SN<br>ETFTI6014SN<br>ETFTI7014SN |

| Laboratory Screw   |   |  |   |
|--|---|--|---|
| Description  | Type  | Lab Screw  | Waxing Screw  |
| <ul style="list-style-type: none"> <li>Lab screw: abutment screw for lab work</li> <li>Waxing screw: longer screw for making screw-type prosthesis and transfer jigs</li> <li>Packing unit: lab screw, waxing screw</li> </ul> |  |  |  |
|  | <b>Mini</b><br><b>Regular</b>   | ETATSML<br>ETATSSL   | ETATSMW<br>ETATSSW  |

| Implant Lab Analog  |   |   |   |
|---|---|---|---|
| Description   |   | D3.2  |   |
| <ul style="list-style-type: none"> <li>Lab analog for implant level impressions</li> <li>Select appropriate size according to the implant size</li> </ul> |  |  |  |
|   |   | ETFLAM3   | ETFLAM  |
|   |   |   | ETFLAS  |

# Angled Abutment

| Angled Abutment   |             |             |             |             |             |             |
|---|-------------|-------------|-------------|-------------|-------------|-------------|
| Description   |             |             | Image/Guide |             |             |             |
| <ul style="list-style-type: none"> <li>Cement-retained/combination type prosthesis</li> <li>Angle compensation up to 23° without trimming</li> <li>Implant level impression</li> <li>Torque using a 1.2 hex driver</li> <li>Recommended tightening torque : 20Ncm(mini), 30Ncm(regular)</li> <li>Packing unit: abutment + Ebony-gold screw</li> </ul> |             |             |             |             |             |             |
| G/H   | 2.0         |             |             | 4.0         |             |             |
| Type  | Hex A       | Hex B       | Non-Hex     | Hex A       | Hex B       | Non-Hex     |
| Mini<br>Regular   |             |             |             |             |             |             |
| D Ø4.3  | ETAGA432MAW | ETAGA432MBW | ETAGA432MNW | ETAGA434MAW | ETAGA434MBW | ETAGA434MNW |
| D Ø4.5  | ETAGA452SAW | ETAGA452SBW | ETAGA452SNW | ETAGA454SAW | ETAGA454SBW | ETAGA454SNW |
| D Ø5.5  | ETAGA552SAW | ETAGA552SBW | ETAGA552SNW | ETAGA554SAW | ETAGA554SBW | ETAGA554SNW |

| Angled Abutment Selector  |                 |            |            |            |            |
|---|-----------------|------------|------------|------------|------------|
| Description   | G/H             | 2.0        |            | 4.0        |            |
|   | Type            | Hex A      | Hex B      | Hex A      | Hex B      |
| <ul style="list-style-type: none"> <li>Used for selecting Angled Abutment A or B type, diameter, and G/H when in oral cavity or in a working model</li> </ul> | Mini<br>Regular |            |            |            |            |
|   | D Ø4.3          | HGAAS432MA | HGAAS432MB | HGAAS434MA | HGAAS434MB |
|   | D Ø4.5          | HGAAS432SA | HGAAS452SB | HGAAS454SA | HGAAS454SB |
|   | G/H             | 2.0        |            | 4.0        |            |
|   | Type            | Hex A      | Hex B      | Hex A      | Hex B      |
| Regular   |                 |            |            |            |            |
| D Ø5.5  | HGAAS532MA      | HGAAS552SB | HGAAS554SA | HGAAS554SB |            |



# FreeForm ST Abutment

| FreeForm ST Abutment  |                            |                            |                            |                            |
|---|----------------------------|----------------------------|----------------------------|----------------------------|
| Description   |                            |                            | Image/Guide                |                            |
| <ul style="list-style-type: none"> <li>• Cement-retained/combo type prosthesis</li> <li>• Customized margins can be contoured as needed</li> <li>• Implant level impression</li> <li>• Torque using a 1.2 hex driver</li> <li>• Recommended tightening torque: 20Ncm(mini), 30Ncm(regular)</li> <li>• Packing unit: abutment + EbonyGold screw</li> </ul> |                            |                            |                            |                            |
| G/H   | 1.5                        |                            | 3.0                        |                            |
| Type  | Hex                        | Non-Hex                    | Hex                        | Non-Hex                    |
| <b>M</b> Mini   |                            |                            |                            |                            |
| <b>D Ø4.0</b><br><b>D Ø4.0</b>  | ETFSA401MHW<br>ETFSA401SHW | ETFSA401MNW<br>ETFSA401SNW | ETFSA403MHW<br>ETFSA403SHW | ETFSA403MNW<br>ETFSA403SNW |
| G/H   | 1.5                        |                            | 3.0                        |                            |
| Type  | Hex A                      | Hex B                      | Hex A                      | Hex B                      |
| <b>R</b> Regular  |                            |                            |                            |                            |
| <b>D Ø5.5</b><br><b>D Ø7.0</b>  | ETFSA551SHW<br>ETFSA701SHW | ETFSA551SNW<br>ETFSA701SNW | ETFSA553SHW<br>ETFSA703SHW | ETFSA553SNW<br>ETFSA703SNW |

# GoldCast Abutment

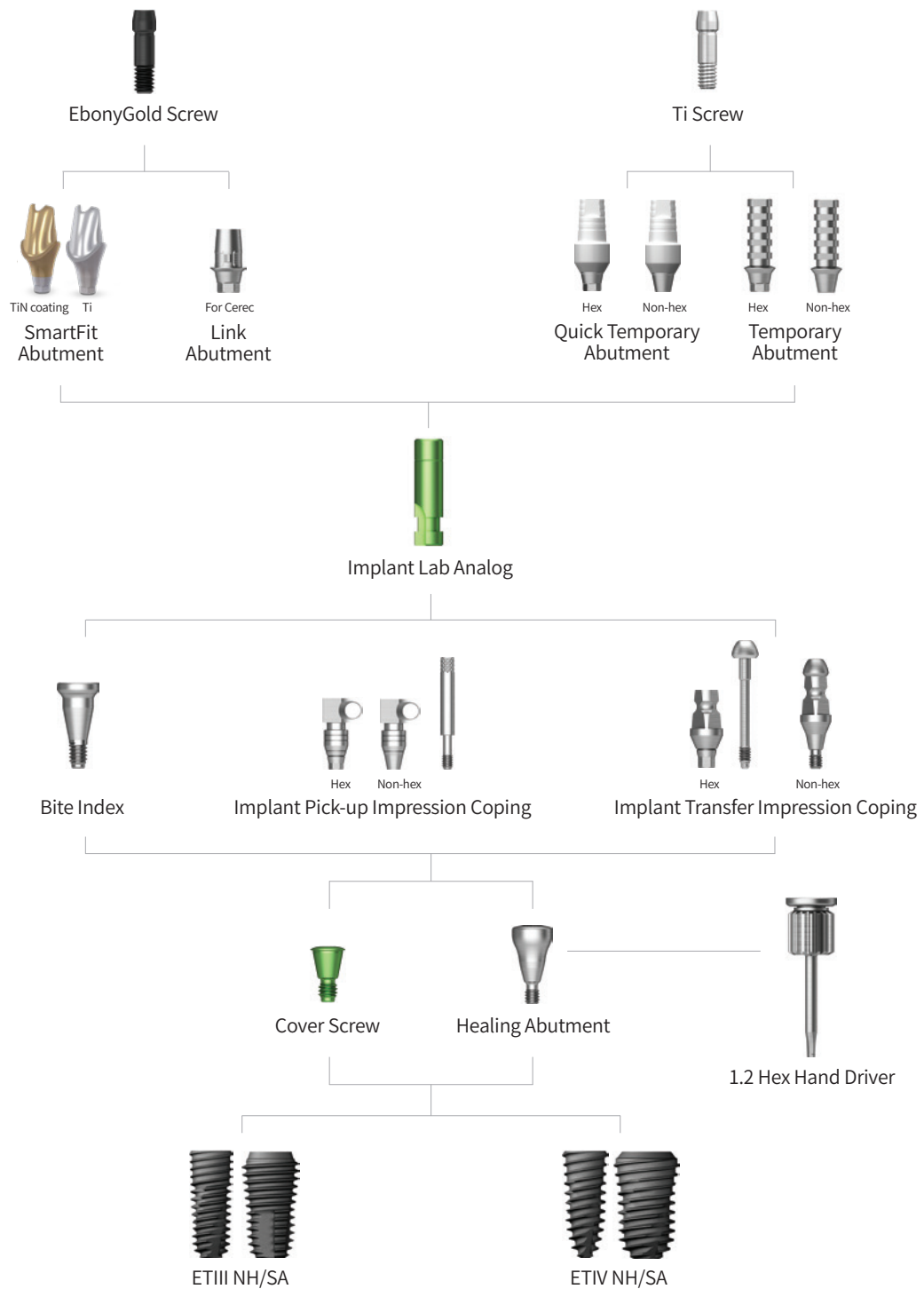
| GoldCast Abutment  |                            |                            |                            |                            |
|--|----------------------------|----------------------------|----------------------------|----------------------------|
| Description  |                            |                            | Image/Guide                |                            |
| <ul style="list-style-type: none"> <li>Screw-retained type prosthesis</li> <li>Customized casting prosthesis cast with gold alloy</li> <li>Melting point: 1400-1450°C (2552~2642°F)</li> <li>Implant level impression</li> <li>Torque using a 1.2 hex driver</li> <li>Recommended tightening torque: 20Ncm(mini), 30Ncm(regular)</li> <li>Packing unit: abutment + Ebony-Gold screw</li> </ul> |                            |                            |                            |                            |
| G/H  | 1.0                        |                            | 3.0                        |                            |
| Type   | Hex                        | Non-Hex                    | Hex                        | Non-Hex                    |
| Mini<br>Regular  |                            |                            |                            |                            |
| <b>D Ø4.0</b><br><b>D Ø4.5</b>   | ETGCA401MHW<br>ETGCA451SHW | ETGCA401MNW<br>ETGCA451SNW | ETGCA403MHW<br>ETGCA453SHW | ETGCA403MNW<br>ETGCA453SNW |

# NP-Cast Abutment

| NP-Cast Abutment  |                            |                            |                            |                            |
|---|----------------------------|----------------------------|----------------------------|----------------------------|
| Description   |                            |                            | Image/Guide                |                            |
| <ul style="list-style-type: none"> <li>Screw-retained type prosthesis</li> <li>Customized casting prosthesis with non-precious alloy</li> <li>Melting point when casting: 1400~1550°C (2552~2822°F)</li> <li>Implant level impression</li> <li>Torque using a 1.2 hex driver</li> <li>Recommended tightening torque: 20Ncm(mini), 30Ncm(regular)</li> <li>Packing unit: abutment + EbonyGold screw</li> </ul> |                            |                            |                            |                            |
| G/H   |                            |                            | 1.0                        |                            |
| Type  | Hex                        | Non-Hex                    | Hex                        | Non-Hex                    |
| Mini<br>Regular   |                            |                            |                            |                            |
| <b>D Ø4.0</b><br><b>D Ø4.5</b>  | ETNCA401MHW<br>ETNCA451SHW | ETNCA401MNW<br>ETNCA451SNW | ETNCA403MHW<br>ETNCA453SHW | ETNCA403MNW<br>ETNCA453SNW |

# SmartFit/Link/Temporary/Quick Temporary

Abutment Level Impression



# Scan Healing Abutment

| Scan Healing Abutment   |                                     |                                     |                                     |                                     |
|---|-------------------------------------|-------------------------------------|-------------------------------------|-------------------------------------|
| Description   |                                     | Image/Guide                         |                                     |                                     |
| <ul style="list-style-type: none"> <li>• Healing abutment with scan body function</li> <li>• Specifications are identified by the indents on the abutment head</li> <li>• Abutment level impression</li> <li>• Has a dedicated driver integrated carrier to tighten</li> <li>• Dedicated screws for each length (cannot be mixed)</li> <li>• 1.2 hex driver / driver integrated carrier</li> <li>• Packing unit: scan healing abutment body + Ti Screw</li> </ul> |                                     |                                     |                                     |                                     |
| H   | 1.0                                 | 5.0                                 | 7.0                                 | 9.0                                 |
|   | 1 marking                           | 2 markings                          | 3 markings                          | 4 markings                          |
| <b>M</b> Mini   |                                     |                                     |                                     |                                     |
| <b>D Ø4.0</b>   | TSSHA404M                           | TSSHA405M                           | TSSHA407M                           | TSSHA409M                           |
| <b>R</b> Regular  |                                     |                                     |                                     |                                     |
| <b>D Ø4.5</b><br><b>D Ø5.0</b><br><b>D Ø6.0</b>   | TSSHA454R<br>TSSHA504R<br>TSSHA604R | TSSHA455R<br>TSSHA505R<br>TSSHA605R | TSSHA457R<br>TSSHA507R<br>TSSHA607R | TSSHA459R<br>TSSHA509R<br>TSSHA609R |

| Scan Healing Abutment Carrier   |                         |                         |                         |                         |
|---|-------------------------|-------------------------|-------------------------|-------------------------|
| Description   |                         | Image/Guide             |                         |                         |
| <ul style="list-style-type: none"> <li>• Transfer and tighten the scan healing abutment</li> <li>• Use dependent on the body diameter</li> <li>• Material: PEEK + TrimRite</li> </ul> |                         |                         |                         |                         |
| D   | 4.0                     | 4.5                     | 5.0                     | 6.0                     |
| <b>M</b> Mini<br><b>R</b> Regular   |                         |                         |                         |                         |
| Short<br>Long   | TSSHAC400<br>TSSHAC400L | TSSHAC450<br>TSSHAC450L | TSSHAC500<br>TSSHAC500L | TSSHAC600<br>TSSHAC600L |

# SmartFit Abutment

- Cement-retained/combination type prosthesis
- CAD/CAM designed abutments
- Implant level impression
- Lead time
  - Titanium: 5 business days
  - Titanium + Gold Hue: 7 business days
- Torque using a 1.2 hex driver
- Recommended tightening torque: 20Ncm(mini), 30Ncm(regular)
- Packing unit: abutment + Ebony-gold screw





- Cement-retained/combination type prosthesis
- CAD/CAM designed abutments
- Implant level impression
- Lead time
  - Titanium: 5 business days
  - Titanium + Gold Hue: 7 business days
- Torque using a 1.2 hex driver
- Recommended tightening torque: 20Ncm(mini), 30Ncm(regular)
- Packing unit: abutment + Ebony-gold screw





| Scan Body  |                               |                        |                        |
|--|-------------------------------|------------------------|------------------------|
| Description  | L                             | Short                  | Long                   |
| <ul style="list-style-type: none"> <li>• Scan body for custom prosthetics fabrication</li> <li>• For model scan: long (15mm)</li> <li>• For intra oral scan: short (10mm)</li> <li>• Tighten with a 1.2 hex hand driver</li> <li>• Packing unit: scan body + Ti Screw</li> </ul> | <br>M Mini<br>R Regular       |                        |                        |
|  | Mini TSSBSM<br>Regular TSSBSS | ETNSBMSTH<br>ETNSBRSTH | ETNSBMLTH<br>ETNSBRLTH |

| Digital Lab Analog  |                         |                      |                    |
|---|-------------------------|----------------------|--------------------|
| Description   | L                       | D Ø3.2               |                    |
| <ul style="list-style-type: none"> <li>• Digital Lab Analog is designed to be used with 3D printed models to check for proper position and custom abutment specifications. Used with Digital Lab Analog Placement Tools to allow the analog to be placed in the 3D Model easily.</li> <li>• Tighten with a 1.2 hex hand driver</li> <li>• Packing unit: Digital lab analog + Fixing screw</li> </ul> <p>※ TSDLA is for Multi and Multi Angled Abutments</p> | <br>M Mini<br>R Regular |                      |                    |
|   | Mini<br>Regular         | TSDLA300<br>TSDLA350 | TSDLA350<br>TSDMLA |

# SmartFit Abutment

| Reamer  |  |   |   |
|---|--|---|---|
| Description   |  | D Ø3.2  |   |
| <ul style="list-style-type: none"> <li>Used to clear the holes of the 3D Printed Model where the Analog will be inserted</li> </ul> | <p><b>M</b> Mini</p> <p><b>R</b> Regular</p> |  |  |
|   |  | DLARDR300   | DLARDR  |

| Positioning Jig   |  |   |   |
|---|--|---|---|
| Description   |  | D Ø3.2  |   |
| <ul style="list-style-type: none"> <li>Used to connect Digital Lab Analogs to the 3D Printed Models' holes</li> </ul> |  |  |  |
|   |  | GSDLAPJ   | TSMDLAPJ  |

# Link Abutment for CEREC™

| Link Abutment   |                               |                      |                      |
|---|-------------------------------|----------------------|----------------------|
| Description   | Type                          | Hex                  | Non-Hex              |
| <ul style="list-style-type: none"> <li>Cement-retained/screw-retained/combination type prosthesis</li> <li>CEREC™ CAD/CAM manufactured custom abutment with titanium base and milled zirconia</li> <li>Torque using a 1.2 hex driver</li> <li>Recommended tightening torque :20Ncm(mini), 30Ncm(regular)</li> </ul> | Mini<br>Regular               |                      |                      |
|   | <b>Mini</b><br><b>Regular</b> | HGCTBMHW<br>HGCTBRHW | HGCTBMNW<br>HGCTBRNW |










# Scan Post & Scan Body for CEREC™

| Scan Post  |                 |         |         |
|--|-----------------|---------|---------|
| Description  | Type            | Hex     | Non-Hex |
| <ul style="list-style-type: none"> <li>Special post to scan the position of the implant where space is limited (e.g. thick soft tissue, deeply inserted implant)</li> <li>Use with Scan Body (e.g. Connect Scan Body before scanning)</li> <li>Tighten with a 1.2 hex hand driver</li> <li>Packing unit: scan post + Ti Screw</li> </ul> | Mini<br>Regular |         |         |
|  |                 | HGCSMHL | HGCSRHL |






| Scan Body  |                 |
|--|-----------------|
| Description  | Image/Item code |
| <ul style="list-style-type: none"> <li>Scan after connecting to a link abutment for CEREC™, or a scan post</li> <li>Packing unit: scan body x 10ea.</li> </ul> |                 |
|  | HGCSBG          |



# Quick Temporary Abutment

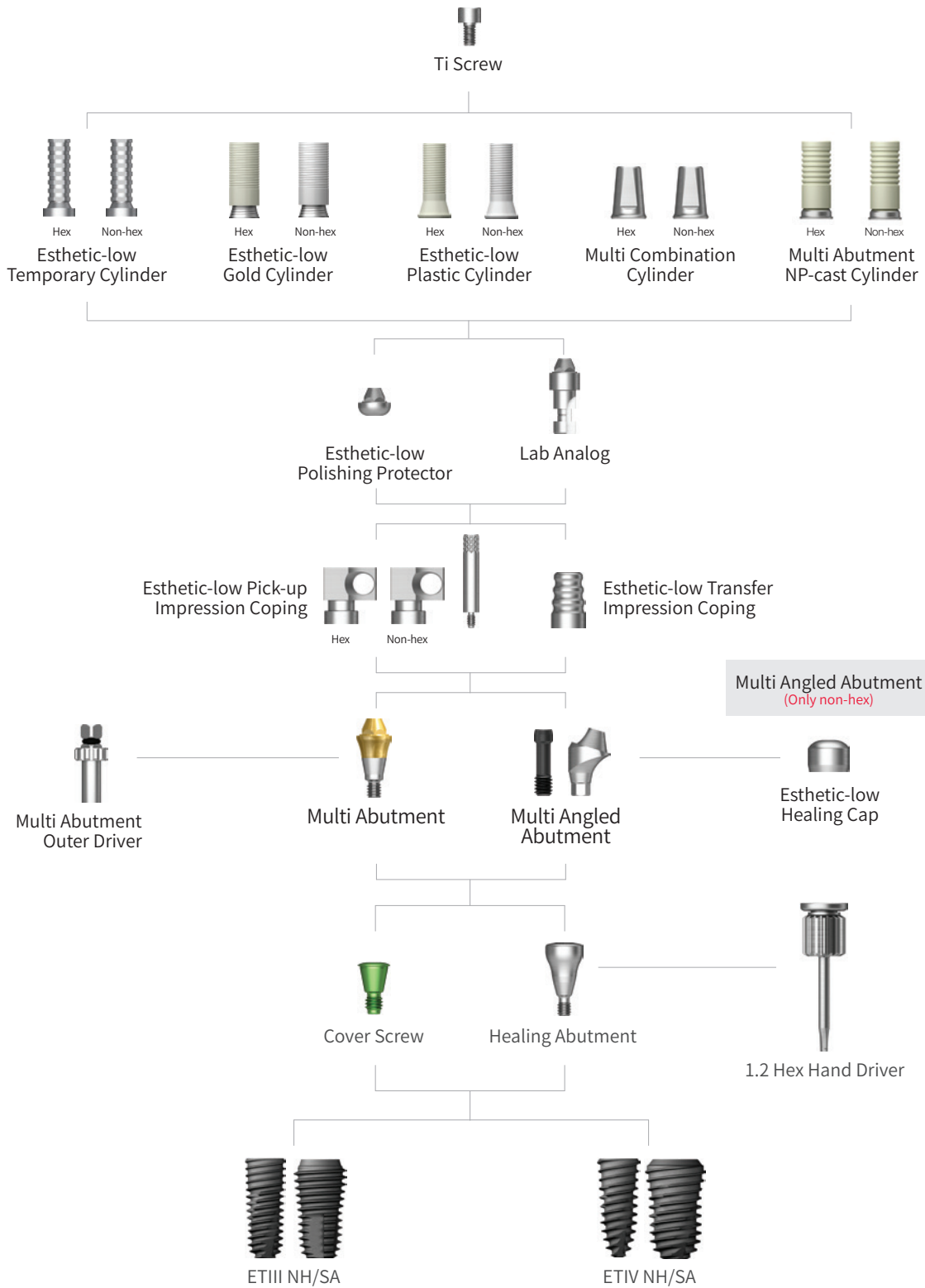
| Quick Temporary Abutment   |   |  |  |   |  |
|--|---|--|--|---|--|
| Description  | G/H   | 1.5  |  |   |  |
|  | Type  | Hex  |  | Non-Hex   |  |
| <ul style="list-style-type: none"> <li>Cement/screw-retained type prosthesis</li> <li>A provisional prosthesis used after immediate loading</li> <li>Easy to prep or add resin</li> <li>Torque using a 1.2 hex driver</li> <li>Recommended tightening torque: 20Ncm(mini/regular)</li> <li>Packing unit: Abutment + Ti screw</li> </ul>  <p>Ti screw<br/>Mini ETABSMT<br/>Regular ETABSST</p> |  Mini<br> Regular |  |  |  |  |
|  | <b>Mini DØ4.0</b><br><b>Regular DØ5.0</b>   | HGQTA401MHT<br>HGQTA451RHT   |  | HGQTA401MNT<br>HGQTA451RNT  |  |
|  | G/H   | 5.0  |  |   |  |
|  | Type  | Hex  |  | Non-Hex   |  |
|  |  Mini<br> Regular |  |  |  |  |
|  | <b>Mini DØ4.0</b><br><b>Regular DØ5.5</b>   | HGQTA455MHT<br>HGQTA555RHT   |  | HGQTA455MNT<br>HGQTA555RNT  |  |

# Temporary Abutment

| Temporary Abutment   |   |   |                            |  |                            |
|--|---|---|----------------------------|--|----------------------------|
| Description  | G/H   | 1.0   |                            | 3.0  |                            |
|  | Type  | Hex   | Non-Hex                    | Hex  | Non-Hex                    |
| <ul style="list-style-type: none"> <li>Cement/Screw-retained type for temporary prosthesis</li> <li>Used to make temporary prosthesis after prep</li> <li>Implant level impression</li> <li>Torque using a 1.2 hex driver</li> <li>Recommended tightening torque: 20Ncm(mini/regular)</li> <li>Packing unit: abutment + Ti screw</li> </ul>  <p>Ti screw<br/>Mini ETABSMT<br/>Regular ETABSST</p> |  Mini<br> Regular |  |                            |  |                            |
|  | <b>D Ø4.0</b><br><b>D Ø4.5</b>  | ETTPA401MHT<br>ETTPA451SHT  | ETTPA401MNT<br>ETTPA451SNT | ETTPA403MHT<br>ETTPA453SHT   | ETTPA403MNT<br>ETTPA453SNT |

# Multi/Multi Angled

Abutment Level Impression





# Multi Abutment


| Multi Abutment   |                        |                        |                        |                        |                        |  |
|--|------------------------|------------------------|------------------------|------------------------|------------------------|--|
| Description  |                        |                        |                        |                        | Image/Guide            |  |
| <ul style="list-style-type: none"> <li>Screw-retained prosthesis for multiple prosthetic options</li> <li>Same platform as the multi angled abutment</li> <li>Restorative components: US esthetic low cylinder (regular/non-hex)</li> <li>Torque using multi abutment outer driver (code: MAOD)</li> <li>Recommended tightening torque: 30Ncm(mini/regular)</li> <li>Packing unit: abutment + carrier</li> </ul> |                        |                        |                        |                        |                        |  |
| G/H  | 1.0                    | 2.0                    | 3.0                    | 4.0                    | 5.0                    |  |
| <b>M</b> Mini<br><b>R</b> Regular  |                        |                        |                        |                        |                        |  |
| <b>D Ø4.8</b><br><b>D Ø4.8</b>   | ETMTA501M<br>ETMTA501R | ETMTA502M<br>ETMTA502R | ETMTA503M<br>ETMTA503R | ETMTA504M<br>ETMTA504R | ETMTA505M<br>ETMTA505R |  |


# Multi Abutment Components

| Multi Abutment Outer Driver  |  |
|--|--|
| Description  | Image/Item code  |
| <ul style="list-style-type: none"> <li>Multi abutment torque driver</li> </ul> |  <p>HMAOD</p> |




| Multi Abutment Machine Driver   |  |
|---|--|
| Description   | Image/Item code  |
| <ul style="list-style-type: none"> <li>Machine driver for multi abutment</li> </ul> |  <p>HMAMD</p> |



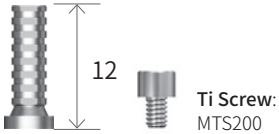
| Multi Combination Cylinder  |   |  |
|---|---|--|
| Description   | Hex   | Non-Hex  |
| <ul style="list-style-type: none"> <li>Used for producing combination prosthesis in multi abutment</li> <li>Torque using a 1.2 hex driver</li> <li>Recommended tightening torque: 20Ncm</li> <li>Packing unit: cylinder + Ti cylinder screw</li> <li>Multi angled abutment can be used (Non-Hex)</li> </ul> |  <p>ETMC500TH</p> |  <p>ETMC500NTH</p> |





| Esthetic-low Gold Cylinder   |   |   |
|--|---|---|
| Description  | Type  | Non-Hex   |
| <ul style="list-style-type: none"> <li>Screw-retained prosthesis</li> <li>Cast with gold alloys</li> <li>Cylinder melting point: 1400~1450°C (2552~2642°F)</li> <li>Torque using a 1.2 hex driver</li> <li>Recommended tightening torque: 20Ncm</li> <li>Packing unit: cylinder + Ti cylinder screw</li> </ul> | <p><b>M</b> Mini</p> <p><b>R</b> Regular</p> <p>D Ø4.8/D Ø4.8</p> |  <p>MGR100TH</p> |




| Esthetic-low Plastic Cylinder  |   |  |
|--|---|--|
| Description  | Type  | Non-Hex  |
| <ul style="list-style-type: none"> <li>Cast with non-precious metal alloys</li> <li>Torque using a 1.2 hex driver</li> <li>Recommended tightening torque: 20Ncm</li> <li>Packing unit: cylinder + Ti cylinder screw</li> </ul> | <p><b>M</b> Mini</p> <p><b>R</b> Regular</p> <p>D Ø4.8/D Ø4.8</p> |  <p>MEPR100TH</p> |




# Multi Abutment Components




| Esthetic-low Healing Cap   |   |  |
|--|---|--|
| Description  | H   | 6.0  |
| <ul style="list-style-type: none"> <li>A protective cap</li> <li>Tighten with a 1.2 hex hand driver</li> </ul> |  Mini<br> Regular | <br>MHCR100 |
|  | D Ø4.8/D Ø4.8   |  |

| Esthetic-low Narrow Temporary Cylinder   |   |  |
|--|---|--|
| Description  | Type  | Non-Hex  |
| <b>Standard Type</b> <ul style="list-style-type: none"> <li>Used in fabricating a temporary prosthesis (Ti Gr-3)</li> <li>Torque using a 1.2 hex driver</li> <li>Recommended tightening torque: 20Ncm</li> <li>Packing unit: cylinder + Ti cylinder screw</li> </ul> |  Mini<br> Regular | <br>12<br>Ti Screw: MTS200<br>NMTR100TH |
|  | D Ø4.8/D Ø4.8   |  |

| Esthetic-low Pick-up Impression Coping   |  |  |  |
|--|--|--|--|
| Description  | Type   | Non-Hex  | Guide Pin 15   |
| <ul style="list-style-type: none"> <li>Components for implant level impression taking</li> <li>Pick up impression coping for esthetic-low abutment</li> <li>Tighten with a 1.2 hex hand driver</li> <li>Packing unit: impression coping body + guide pin(*)</li> </ul> |  Mini<br> Regular | <br>MSR100 | <br>GP150* |
|  | D Ø4.8/D Ø4.8  |  |  |

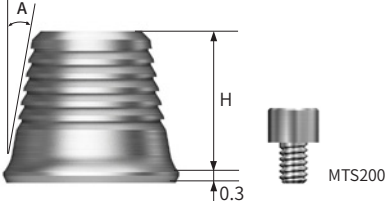



| Esthetic-low Transfer Impression Coping  |   |  |
|--|---|--|
| Description  | H   | 8.0  |
| <ul style="list-style-type: none"> <li>Transfer impression coping for esthetic-low abutment</li> <li>Connected with a 1.2 hex hand driver</li> </ul> |  Mini<br> Regular | <br>MTTR100 |
|  | D Ø4.8/D Ø4.8   |  |


| Esthetic-low Lab Analog  |   |  |
|--|---|--|
| Description  |   | Image/Item code  |
| <ul style="list-style-type: none"> <li>Lab analog for esthetic-low abutment</li> <li>Connected with a 1.2 hex hand driver</li> </ul> |  Mini<br> Regular | <br>MERR300 |
|  | D Ø4.8/D Ø4.8   |  |

| Esthetic-low Polishing Protector   |   |  |
|--|---|--|
| Description  |   | Image/Item code  |
| <ul style="list-style-type: none"> <li>Protects GoldCast/plastic cylinder joints during polishing process</li> <li>Tighten with a 1.2 hex hand driver</li> </ul> |  Mini<br> Regular | <br>MPCR100 |
|  | D Ø4.8/D Ø4.8   |  |

# Multi Angled Abutment

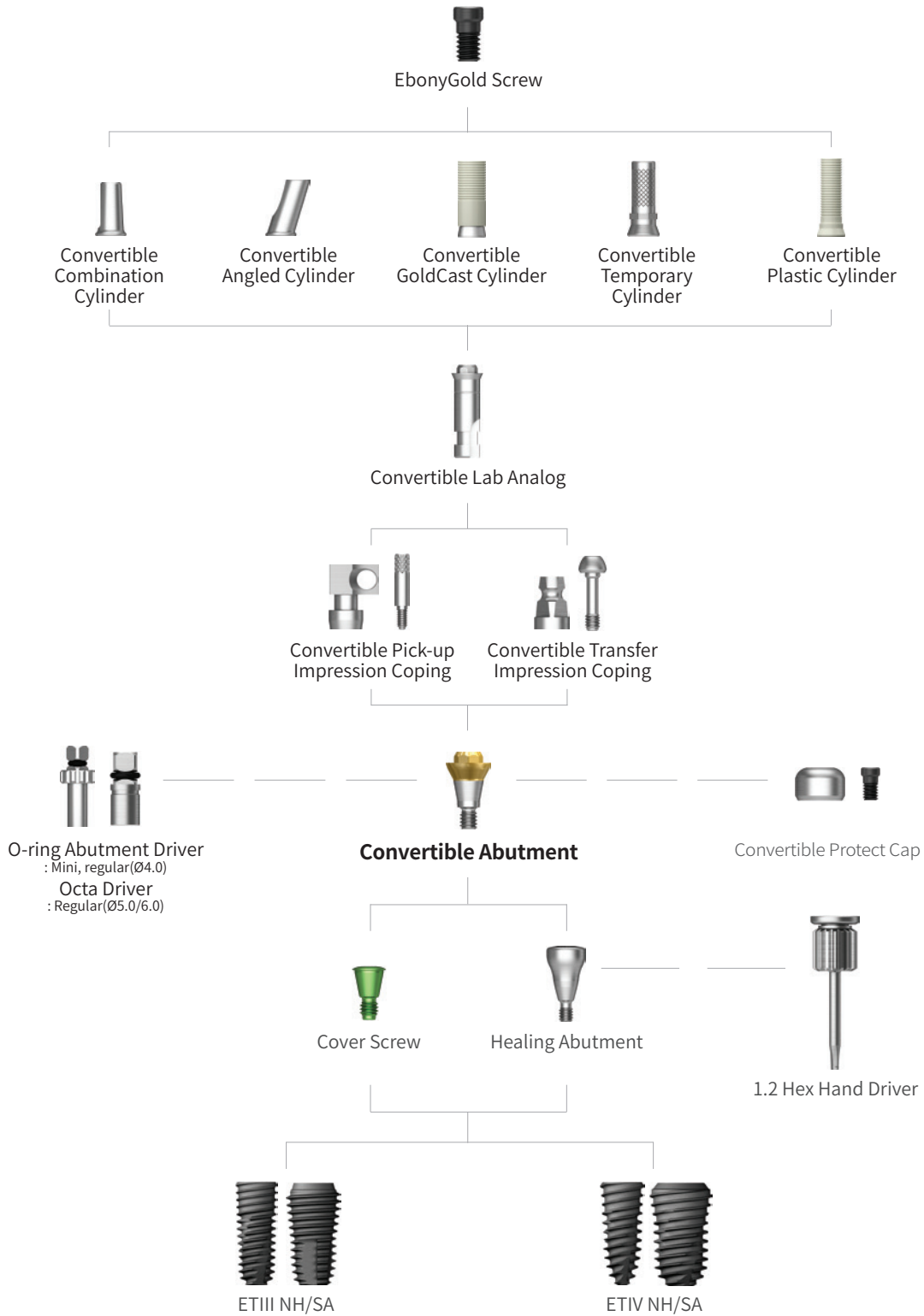
| Multi Angled Abutment   |                          |                          |                          |                 |                          |                          |                          |
|---|--------------------------|--------------------------|--------------------------|-----------------|--------------------------|--------------------------|--------------------------|
| Description   |                          |                          |                          | Image/Guide     |                          |                          |                          |
| <ul style="list-style-type: none"> <li>Screw-retained prosthesis for multiple prosthetic options</li> <li>Same platform as the multi abutment</li> <li>Restorative components: US esthetic low cylinder (regular/non-hex)</li> <li>Abutment screw included</li> <li>Torque using a 1.2 hex driver</li> <li>Recommended tightening torque: 20Ncm(mini), 30Ncm(regular)</li> <li>Packing unit: abutment + Ebony-Gold screw</li> </ul> |                          |                          |                          |                 |                          |                          |                          |
| Angle   | 17°                      |                          |                          |                 | 30°                      |                          |                          |
| G/H   | 2.5                      | 3.0                      | 4.0                      | 5.0             | 3.5                      | 4.0                      | 5.0                      |
| Mini<br>Regular   |                          |                          |                          |                 |                          |                          |                          |
| <b>D Ø4.8</b><br><b>D Ø4.8</b>  | ETMA217MHW<br>ETMA217SHW | ETMA317MHW<br>ETMA317SHW | ETMA417MHW<br>ETMA417SHW | -<br>ETMA517SHW | ETMA330MHW<br>ETMA330SHW | ETMA430MHW<br>ETMA430SHW | ETMA530MHW<br>ETMA530SHW |

| Multi Ti-Base  |   |   |   |
|--|---|---|---|
| Description  |   | Image/Guide   |   |
| <ul style="list-style-type: none"> <li>Multi Ti-Base abutment combination for multiple prosthetic options</li> <li>Used in combination with ET Multi Scan Body</li> <li>Abutment level impression</li> <li>Non-hex type</li> <li>Torque using a 1.2 hex driver</li> <li>Recommended tightening torque: 20Ncm</li> <li>Packing unit: Multi Ti-Base + Multi Ti-Base Screw</li> </ul> |   |  |   |
| Angle  | 5°  |   | 10°   |
| H  | 4   | 6   | 4   |
|  |  |    |  |
|  | TSMTB0405GTH  | TSMTB0605GTH  | TSMTB0410GTH  |

| ET Multi Scan Body  |   |
|---|---|
| Description   | Image/Item code   |
| <ul style="list-style-type: none"> <li>ET multi abutment combination with multiple prosthetic options</li> <li>Non-hex type</li> <li>Torque using a 1.2 hex driver</li> </ul> |  |
|   | TSMSBC  |

# Convertible

Abutment Level Impression










# Convertible Abutment






| Convertible Abutment   |            |             |            |            |
|--|------------|-------------|------------|------------|
| Description  |            | Image/Guide |            |            |
| <ul style="list-style-type: none"> <li>Screw-retained prosthesis in multiple scenarios</li> <li>Angle compensation up to 60°</li> <li>Torque using convertible abutment outer driver                             <ul style="list-style-type: none"> <li>- Ø4.0: torque using o-ring abutment driver (code: AORD)</li> <li>- Ø5.0/6.0: torque using octa abutment driver (code: ODSL/ODSS)</li> </ul> </li> <li>Recommended tightening torque: 30Ncm(mini/regular)</li> <li>Packing unit: abutment + carrier</li> </ul> |            |             |            |            |
| G/H  | 1.0        | 2.0         | 3.0        | 4.0        |
| <b>M</b> Mini<br><b>R</b> Regular  |            |             |            |            |
| <b>D Ø4.0</b>  | ETCA4010P  | ETCA4020P   | ETCA4030P  | ETCA4040P  |
| <b>D Ø4.0</b>  | ETCAS4010P | ETCAS4020P  | ETCAS4030P | ETCAS4040P |
| <b>D Ø5.0</b>  | ETCA5010P  | ETCA5020P   | ETCA5030P  | ETCA5040P  |
| <b>D Ø6.0</b>  | ETCA6010P  | ETCA6020P   | ETCA6030P  | ETCA6040P  |




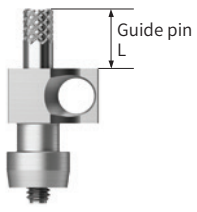
| Convertible Combination Cylinder  |                                       |                 |                  |                          |
|---|---------------------------------------|-----------------|------------------|--------------------------|
| Description   | H                                     | 7.0             |                  |                          |
|   | Type                                  | Hex             | Non-Hex          | Octa                     |
| <ul style="list-style-type: none"> <li>Combination-retained prosthesis possible</li> <li>Torque using a 1.2 hex driver</li> <li>Recommended tightening torque: 20Ncm</li> <li>Packing unit: cylinder + EbonyGold cylinder screw</li> </ul> <p>EbonyGold screw<br/>                     : GSFSM (Ø 4.0 Ø 4.0)<br/>                     : GSFSR (Ø 5.0 Ø 6.0)</p> | <b>M</b> Mini<br><b>R</b> Regular     |                 |                  |                          |
|   | <b>D Ø4.0/D Ø4.0</b><br><b>D Ø5.0</b> | ETCC4070WH<br>- | ETCC4070NWH<br>- | ETCC5070WH<br>ETCC6070WH |




| Convertible Combination Cylinder  |  |                     |                      |                             |
|---|--|---------------------|----------------------|-----------------------------|
| Description   | H  | 12                  |                      |                             |
|   | Type   | Hex                 | Non-Hex              | Octa                        |
| <ul style="list-style-type: none"> <li>Screw-retained prosthesis</li> <li>Customized prosthesis cast with gold alloy</li> <li>Cylinder melting point: 1400~1450°C (2552~2642°F)</li> <li>Torque using a 1.2 hex driver</li> <li>Recommended tightening torque: 20Ncm</li> <li>Packing unit: cylinder + EbonyGold cylinder screw</li> </ul> <p>EbonyGold screw<br/>                     : GSFSM (Ø 4.0 Ø 4.0)<br/>                     : GSFSR (Ø 5.0 Ø 6.0)</p> | <b>M</b> Mini<br><b>R</b> Regular                      |                     |                      |                             |
|   | <b>D Ø4.0/D Ø4.0</b><br><b>D Ø5.0</b><br><b>D Ø6.0</b> | ETGC400WH<br>-<br>- | ETGC400NWH<br>-<br>- | -<br>ETGC500WH<br>ETGC600WH |






# Convertible Abutment Components






| Convertible Temporary Cylinder  |   |  |   |   |
|---|---|--|---|---|
| Description   | H   | 12   |   |   |
|   | Type  | Hex  | Non-Hex   | Octa  |
| <ul style="list-style-type: none"> <li>Provisional prosthesis (Ti Gr-3)</li> <li>Torque using a 1.2 hex driver</li> <li>Recommended tightening torque: 20Ncm</li> <li>Packing unit: cylinder + Ti cylinder screw</li> </ul> |  Mini<br> Regular |  |  |  |
|   | Ti Screw<br>: GSFSMT (Ø 4.0/Ø 4.0)<br>: GSFSRT (Ø 5.0/Ø 6.0)  | D Ø4.0/D Ø4.0<br>D Ø5.0<br>D Ø6.0  | GSCTC400WH<br>-<br>-  | GSCTC400NWH<br>-<br>-   |





| Convertible Plastic Cylinder  |   |  |   |   |
|---|---|--|---|---|
| Description   | H   | 12   |   |   |
|   | Type  | Hex  | Non-Hex   | Octa  |
| <ul style="list-style-type: none"> <li>Screw-retained prosthesis</li> <li>Customized prosthesis cast with non-precious alloys</li> <li>Torque using a 1.2 hex driver</li> <li>Packing unit: cylinder + Ebony-gold cylinder screw</li> </ul> |  Mini<br> Regular |  |  |  |
|   | EbonyGold screw<br>: GSFSM (Ø 4.0/Ø 4.0)<br>: GSFSR (Ø 5.0/Ø 6.0)   | D Ø4.0/D Ø4.0<br>D Ø5.0<br>D Ø6.0  | ETCPL400C<br>-<br>-   | ETCPL400NC<br>-<br>-  |

| Convertible Pick-up Impression Coping   |   |   |   |
|---|---|---|---|
| Description   |   | Image/Item Code   | Guide   |
| <ul style="list-style-type: none"> <li>Components for implant level impression</li> <li>A pick-up impression coping</li> <li>Tighten with a 1.2 hex hand driver</li> <li>Packing unit: impression coping body + guide pin(*)</li> </ul> |  Mini<br> Regular |  |  |
|   | D Ø4.0/D Ø4.0<br>D Ø5.0<br>D Ø6.0   | ETPIC400C (Hex/Yellow)<br>ETPIC500C (Octa/Silver)<br>ETPIC600C (Octa/Blue)            |   |

| Convertible Transfer Impression Coping   |   |   |
|--|---|---|
| Description  |   | Image/Item Code   |
| <ul style="list-style-type: none"> <li>Transfer impression coping</li> <li>Connected with a 1.2 hex hand driver</li> <li>Packing unit: impression coping body + guide pin</li> </ul> |  Mini<br> Regular |  |
|  | D Ø4.0/D Ø4.0<br>D Ø6.0/  | ETTIC400C (Hex/Yellow)<br>ETTIC600C (Octa/Blue)                                       |

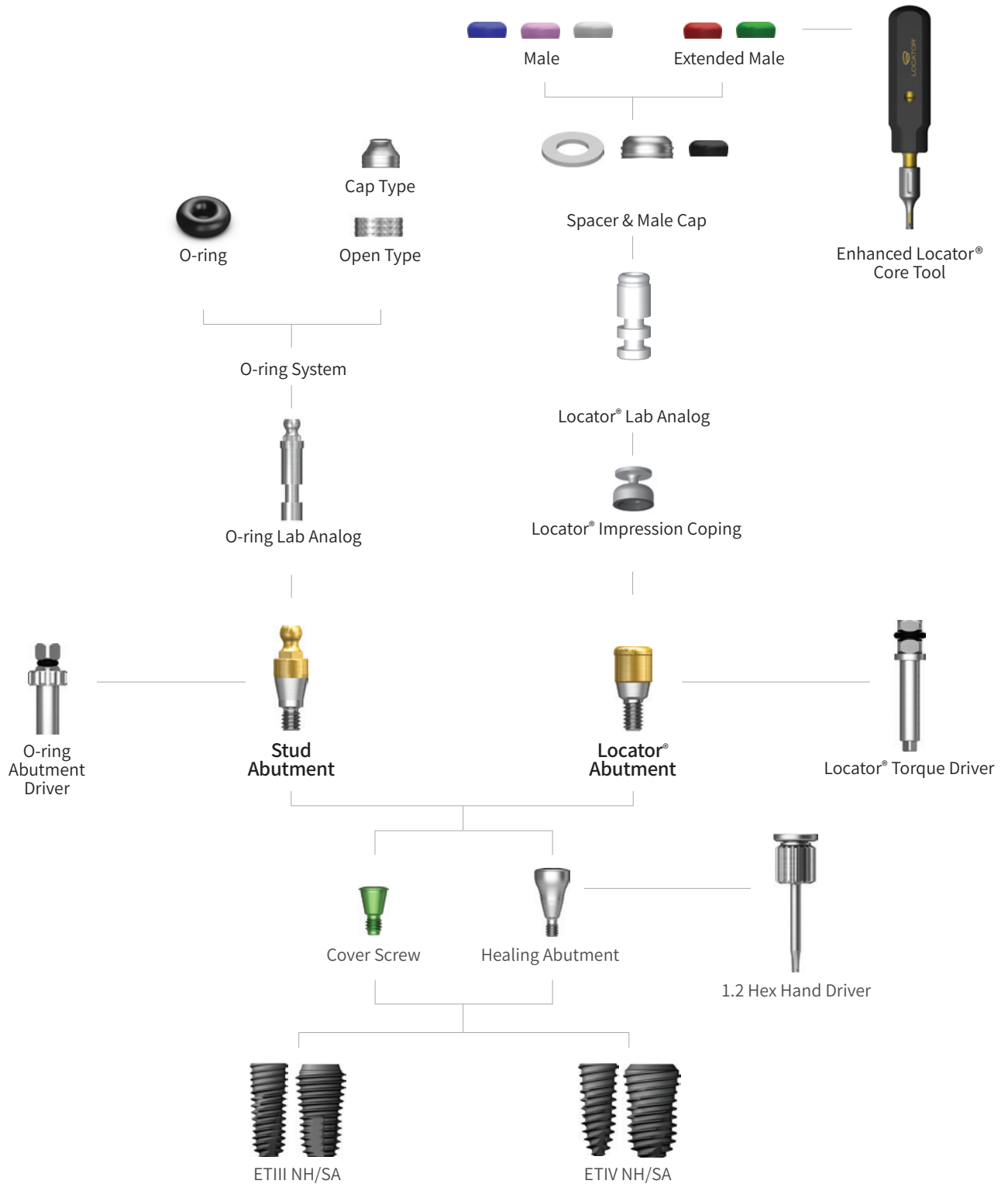
| Convertible Protect Cap   |   |  |   |   |
|---|---|--|---|---|
| Description   | Type  | Hex  | Non-Hex   | Octa  |
| <ul style="list-style-type: none"> <li>Protective cap</li> <li>Tighten with a 1.2 hex hand driver</li> <li>Packing unit: protect cap + EbonyGold screw</li> </ul> <p style="text-align: right;">EbonyGold screw<br/>: GSFSM (Ø 4.0/Ø 4.0)<br/>: GSFSR (Ø 5.0/Ø 6.0)</p> |  Mini<br> Regular |  |  |  |
|   | D Ø4.0/D Ø4.0<br>D Ø5.0<br>D Ø6.0   | ETCHC400C<br>-<br>-  | -<br>ETCHC500C<br>-   | -<br>-<br>ETCHC600C   |

| Convertible Lab Analog  |   |   |   |   |
|---|---|---|---|---|
| Description   | Type  | Hex   | Non-Hex   | Octa  |
| <ul style="list-style-type: none"> <li>Protective cap</li> <li>Tighten with a 1.2 hex hand driver</li> <li>Packing unit: protect cap + EbonyGold screw</li> </ul> |  Mini<br> Regular |  |  |  |
|   | D Ø4.0/D Ø4.0<br>D Ø5.0<br>D Ø6.0   | ETCLA400C<br>-<br>-   | -<br>ETCLA500C<br>-   | -<br>-<br>ETCLA600C   |

| Convertible Polishing Protector  |   |   |   |  |
|--|---|---|---|--|
| Description  | Type  | Hex   | Octa  |  |
| <ul style="list-style-type: none"> <li>Protects GoldCast/plastic cylinder joints during polishing process</li> <li>Tighten with a 1.2 hex hand driver</li> </ul> |  Mini<br> Regular |  |  |  |
|  | D Ø4.0/D Ø4.0<br>D Ø5.0<br>D Ø6.0   | ETCPC400C<br>-<br>-   | -<br>-<br>ETCPC600C   |  |

# Stud/Locator®

Overdenture



# Stud Abutment

| Stud Abutment  |                        |                        |                        |                        |                        |                        |
|--|------------------------|------------------------|------------------------|------------------------|------------------------|------------------------|
| Description  |                        |                        |                        | Image/Guide            |                        |                        |
| <ul style="list-style-type: none"> <li>Retains overdenture with O-ring system</li> <li>Angle compensation up to 20°</li> <li>Torque using O-ring driver (code: AORD)</li> <li>Recommended tightening torque: 30Ncm (mini/regular)</li> <li>Ball head diameter</li> <li>Normal size: Ø2.25 (H 3.4mm)</li> </ul> |                        |                        |                        |                        |                        |                        |
| G/H  | 1.0                    | 2.0                    | 3.0                    | 4.0                    | 5.0                    | 6.0                    |
| <b>M</b> Mini<br><b>R</b> Regular<br>Normal size   |                        |                        |                        |                        |                        |                        |
| <b>D Ø3.5</b><br><b>D Ø3.5</b>   | ETSAO351M<br>ETSAO351S | ETSAO352M<br>ETSAO352S | ETSAO353M<br>ETSAO353S | ETSAO354M<br>ETSAO354S | ETSAO355M<br>ETSAO355S | ETSAO356M<br>ETSAO356S |

| O-ring Retainer Cap Set   |                 |
|---|-----------------|
| Description   | Image/Item code |
| <ul style="list-style-type: none"> <li>O-ring housing</li> <li>Place an appropriate o-ring in the metal housing before connecting to the abutment</li> <li>Packing unit: retainer cap + O-ring</li> </ul> |                 |
| RCS01   |                 |

| O-ring Set   |                 |
|--|-----------------|
| Description  | Image/Item code |
| <ul style="list-style-type: none"> <li>O-ring set</li> <li>Packing unit: O-ring x 5ea</li> </ul> |                 |
| OAON01S  |                 |

| O-ring Retainer Set  |  |
|--|--|
| Description  |  |
| <ul style="list-style-type: none"> <li>Used when vertical dimension is shorter than the retainer cap</li> <li>Packing unit: retainer cap + O-ring</li> </ul> |  |
| O-Ring Retainer Set  |  |
|  |  |
| RS01   |  |

| O-ring Lab Analog (Denture)  |                 |
|--|-----------------|
| Description  | Image/Item code |
| <ul style="list-style-type: none"> <li>A lab analog for stud abutment</li> </ul> |                 |
| OAL  |                 |

# Locator® Legacy Abutment


| Locator® Legacy Abutment  |                          |                          |                          |                          |                          |                          |
|---|--------------------------|--------------------------|--------------------------|--------------------------|--------------------------|--------------------------|
| Description   |                          |                          |                          | Image/Guide              |                          |                          |
| <ul style="list-style-type: none"> <li>Genuine Zest Anchors abutment</li> <li>Angle compensation up to 40°</li> <li>1.5mm lower profile with various attachments for stable retention force</li> <li>Torque using a Locator Outer Driver (code: TWLDSK/TWLDSK)</li> <li>Recommended tightening torque: 30Ncm</li> </ul> |                          |                          |                          |                          |                          |                          |
| G/H   | 1.0                      | 2.0                      | 3.0                      | 4.0                      | 5.0                      | 6.0                      |
| <b>M</b> Mini<br><b>R</b> Regular   |                          |                          |                          |                          |                          |                          |
| <b>D Ø3.7</b><br><b>D Ø3.7</b>  | HGLCA3510M<br>HGLCA4010S | HGLCA3520M<br>HGLCA4020S | HGLCA3530M<br>HGLCA4030S | HGLCA3540M<br>HGLCA4040S | HGLCA3550M<br>HGLCA4050S | HGLCA3560M<br>HGLCA4060S |


| Locator® Male Processing Kit  |                 |
|---|-----------------|
| Description   | Image/Item code |
| <ul style="list-style-type: none"> <li>Components               <ul style="list-style-type: none"> <li>- Block out spacer/denture cap, black processing male</li> <li>- Replacement male blue/pink/clear</li> </ul> </li> <li>A full range of retentive males are included with each denture cap to allow personalized retention for each specific patient</li> <li>Locator Core Tool places and removes nylon retentive males</li> <li>Packing unit: 2 sets</li> </ul> |                 |
|   | LMPS            |


| Locator® Replacement Male   |                 |
|---|-----------------|
| Description   | Image/Item code |
| <ul style="list-style-type: none"> <li>Retention force: approx. 6N</li> <li>Angle compensation up to 20°</li> <li>Packing unit: 4ea</li> </ul>  | <br>LRM06S      |
| <ul style="list-style-type: none"> <li>Retention force: approx. 12N</li> <li>Angle compensation up to 20°</li> <li>Packing unit: 4ea</li> </ul> | <br>LRM12S      |
| <ul style="list-style-type: none"> <li>Retention force: approx. 22N</li> <li>Angle compensation up to 20°</li> <li>Packing unit: 4ea</li> </ul> | <br>LRM22S      |


| Locator® Extended Replacement Male   |                 |
|--|-----------------|
| Description  | Image/Item code |
| <ul style="list-style-type: none"> <li>Retention force: approx. 6N</li> <li>Angle compensation up to 20~40°</li> <li>Packing unit: 4ea</li> </ul>  | <br>LEM06S      |
| <ul style="list-style-type: none"> <li>Retention force: approx. 12N</li> <li>Angle compensation up to 20~40°</li> <li>Packing unit: 4ea</li> </ul> | <br>LEM12S      |


# Locator® Legacy Abutment Components



| Locator® Black Processing Male   |   |
|--|---|
| Description  | Image/Item code   |
| <ul style="list-style-type: none"> <li>• A nylon male used in prosthesis fabrication process</li> <li>• Packing unit: 4ea</li> </ul> |  |
|  | LBPS  |

| Locator® Impression Coping  |   |
|---|---|
| Description   | Image/Item code   |
| <ul style="list-style-type: none"> <li>• A pick up impression coping</li> <li>• Closed tray</li> <li>• Packing unit: 4ea</li> </ul> |  |
|   | LICS  |

| Locator® Block Out Spacers  |   |
|---|---|
| Description   | Image/Item code   |
| <ul style="list-style-type: none"> <li>• Block-out spacers used on the heads of the locator abutments.</li> <li>• Seals gap between denture cap and abutment</li> <li>• Packing unit: 20ea</li> </ul> |  |
|   | LBSS  |

| Locator® Lab Analog  |   |
|--|---|
| Description  | Image/Item code   |
| <ul style="list-style-type: none"> <li>• A lab analog for locator abutment</li> <li>• Packing unit: 4ea</li> </ul> |  |
|  | LAL40S  |

| Locator® Core Tool  |   |
|---|---|
| Description   | Image/Item code   |
| <ul style="list-style-type: none"> <li>• Places and removes nylon retentive males in the denture cap</li> <li>• Divides into three separate tools: includes a hand driver for locator abutment</li> </ul> |  |
|   | LCCT  |

| Locator® Torque Driver  |       |   |
|---|-------|---|
| Description   | Type  | Image/Item code   |
| <ul style="list-style-type: none"> <li>• Locator torque driver</li> </ul> | Short |  |
|   |       | TWLDSK  |
|   | Long  |  |
|   |       | TWLDLK  |

# Locator® Legacy Abutment Components

| Enhanced Locator® Core Tool   |   |
|---|---|
| Description   | Image/item code                         |
| <ul style="list-style-type: none"> <li>One streamlined tool compatible with LOCATOR Removable and LOCATOR FIXED Inserts</li> <li>Two-sided instrument designed for easy insertion and removal of any LOCATOR Insert                             <ul style="list-style-type: none"> <li>Insertion Tip: Effortlessly pickup inserts for transfer and placement in housing</li> <li>Removal Tip: Place tip with closed prongs into insert, twist collet to open prongs, tilt core tool and easily remove and LOCATOR Insert</li> </ul> </li> </ul> | <p style="text-align: center;">LECT</p> |


| Locator® FIXED Inserts   |   |     |       |      |
|--|---|-----|-------|------|
| Description  | Image/item code   |     |       |      |
| <ul style="list-style-type: none"> <li>Insert only</li> <li>Used in 4 implant fixed, full-arch cases</li> <li><b>Cannot</b> be used with LOCATOR FIXED® <b>Blue</b> or <b>Tan</b> inserts</li> <li>Must be used with fold LOCATOR FIXED® housing</li> <li>One time use only</li> </ul> |   |     |       |      |
|  | <table border="1"> <tr> <td>2Pk</td> <td>LFGI2</td> </tr> <tr> <td>10Pk</td> <td>LFGI10</td> </tr> </table> | 2Pk | LFGI2 | 10Pk |
| 2Pk  | LFGI2   |     |       |      |
| 10Pk   | LFGI10  |     |       |      |
| <ul style="list-style-type: none"> <li>Insert only</li> <li>Used in combination with LOCATOR FIXED® <b>Tan anterior/posterior insert</b></li> <li>Must be used with fold LOCATOR FIXED® housing</li> <li>One time use only</li> </ul>  |   |     |       |      |
|  | <table border="1"> <tr> <td>2Pk</td> <td>LFBI2</td> </tr> <tr> <td>10Pk</td> <td>LFBI10</td> </tr> </table> | 2Pk | LFBI2 | 10Pk |
| 2Pk  | LFBI2   |     |       |      |
| 10Pk   | LFBI10  |     |       |      |
| <ul style="list-style-type: none"> <li>Insert only</li> <li>Used in combination with LOCATOR FIXED® <b>Blue mid-arch insert</b></li> <li>Must be used with fold LOCATOR FIXED® housing</li> <li>One time use only</li> </ul>   |   |     |       |      |
|  | <table border="1"> <tr> <td>2Pk</td> <td>LF12</td> </tr> <tr> <td>10Pk</td> <td>LFTI10</td> </tr> </table>  | 2Pk | LF12  | 10Pk |
| 2Pk  | LF12  |     |       |      |
| 10Pk   | LFTI10  |     |       |      |


| Locator® FIXED Processing Package   |   |
|---|---|
| Description   | Image/item code                         |
| <ul style="list-style-type: none"> <li>Contains                             <ul style="list-style-type: none"> <li>1 Gold LOCATOR FIXED® Denture Housing</li> <li>1 <b>Green</b> LOCATOR FIXED® Insert</li> <li>1 LOCATOR® &amp; Processing Spacer</li> <li>1 LOCATOR® &amp; Black Processing Insert</li> </ul> </li> </ul> | <p style="text-align: center;">LFPG</p> |
| <ul style="list-style-type: none"> <li>Contains                             <ul style="list-style-type: none"> <li>1 Gold LOCATOR FIXED® Denture Housing</li> <li>1 <b>Blue</b> LOCATOR FIXED® Insert</li> <li>1 LOCATOR® &amp; Processing Spacer</li> <li>1 LOCATOR® &amp; Black Processing Insert</li> </ul> </li> </ul>  | <p style="text-align: center;">LFPB</p> |
| <ul style="list-style-type: none"> <li>Contains                             <ul style="list-style-type: none"> <li>1 Gold LOCATOR FIXED® Denture Housing</li> <li>1 <b>Tan</b> LOCATOR FIXED® Insert</li> <li>1 LOCATOR® &amp; Processing Spacer</li> <li>1 LOCATOR® &amp; Black Processing Insert</li> </ul> </li> </ul>   | <p style="text-align: center;">LFPT</p> |

| Locator® FIXED Housing Assembly  |   |     |       |      |
|--|---|-----|-------|------|
| Description  | Image/item code   |     |       |      |
| <ul style="list-style-type: none"> <li>Gold Housing for LOCATOR FIXED®</li> <li>Backward compatible and can be used with Locator® standard and extended inserts</li> </ul> |   |     |       |      |
|  | <table border="1"> <tr> <td>4Pk</td> <td>LFHA4</td> </tr> <tr> <td>10Pk</td> <td>LFHA10</td> </tr> </table> | 4Pk | LFHA4 | 10Pk |
| 4Pk  | LFHA4   |     |       |      |
| 10Pk   | LFHA10  |     |       |      |





# Locator® Legacy Abutment Components

| Locator® Fixed Seating and Removal Tool   |  |
|---|--|
| Description   | Image/item code  |
| <ul style="list-style-type: none"> <li>• <b>Includes:</b> Tool, Seating Tip, Removal Tip, Wire and Level Wrench, and a Tip Wrench.</li> <li>• For seating and removing the prosthesis retained by the LOCATOR FIXED®</li> </ul> |  |
|   | LFSRT  |

| Locator® FIXED Seating Tip   |  |
|--|--|
| Description  | Image/Item code  |
| <ul style="list-style-type: none"> <li>• Replacement seating tip for the LOCATOR FIXED® Seating and Removal Tool.</li> </ul> |  |
|  | LFST   |

| Locator® FIXED Removal Tip   |  |
|--|--|
| Description  | Image/Item code  |
| <ul style="list-style-type: none"> <li>• Replacement removal tip for the LOCATOR FIXED® Seating and Removal Tool.</li> </ul> |  |
|  | LFRT   |


| LOCATOR® FIXED Tool 2.4mm Hex Wrench  |   |
|---|---|
| Description   | Image/Item code   |
| <ul style="list-style-type: none"> <li>• Used to tighten or loosen the wire loop in the LOCATOR FIXED® Removal Tip</li> </ul> |  |
|   | LFTHW   |


| LOCATOR® FIXED Tool Tip Wrench  |   |
|---|---|
| Description   | Image/Item code   |
| <ul style="list-style-type: none"> <li>• Tighten the seating or removal tip on the Locator FIXED® Seating and Removal tool from spinning</li> </ul> |  |
|   | LFTTW   |

# Locator® R-Tx Removable Attachment


| Locator® Legacy Abutment  |              |              |              |              |              |              |
|---|--------------|--------------|--------------|--------------|--------------|--------------|
| Description   |              |              |              | Image/Guide  |              |              |
| <ul style="list-style-type: none"> <li>Maintain overall user familiarity and processing techniques</li> <li>All-in-one packaging (Abutment, Denture Attachment Housing, Retention Inserts, Block-out Spacer)</li> <li>Angle correction up to 30°</li> <li>Easier retention terminology: zero, low, medium, high</li> <li>Replace the Legacy LOCATOR® center cavity with a conventional .050"/1.25mm Hex Driver to seat abutment</li> <li>New DuraTec® coating (TiCN – Titanium Carbon Nitride) for greater wear resistance that is anodized pink for better aesthetics</li> </ul> |              |              |              |              |              |              |
| G/H   | 1.0          | 2.0          | 3.0          | 4.0          | 5.0          | 6.0          |
| <b>M</b> Mini<br><b>R</b> Regular<br>Normal size  |              |              |              |              |              |              |
| <b>D Ø3.5</b>   | RHGLCA3510MA | RHGLCA3520MA | RHGLCA3530MA | RHGLCA3540MA | RHGLCA3550MA | RHGLCA3560MA |
| <b>D Ø4.0</b>   | RHGLCA4010SA | RHGLCA4020SA | RHGLCA4030SA | RHGLCA4040SA | RHGLCA4050SA | RHGLCA4060SA |
| <b>D Ø4.8</b>   | RHSLCA4810RA | RHSLCA4820RA | RHSLCA4830RA | RHSLCA4840RA | -            | -            |


# Locator® R-Tx Processing Components

| Locator® Legacy Abutment   |   |  |   |   |
|--|---|--|---|---|
| Description  | Zero  | Low  | Medium  | High  |
| <ul style="list-style-type: none"> <li>Nylon Inserts pivot within the Denture Attachment Housing during the insertion and removal of the overdenture</li> <li>Packing unit: 4ea</li> </ul> |  |  |  |  |
|  | RLRMZS  | RLRMLS   | RLRMMS  | RLRMHS  |


| Processing Spacer   |   |
|---|---|
| Description   | Image/Item code   |
| <ul style="list-style-type: none"> <li>Creates a recess in the overdenture</li> <li>Allows the Denture Attachment Housing to be seated without any interference</li> <li>Along with the surrounding overdenture acrylic.</li> </ul> |  |
|   | RLAPSS  |


| Abutment Analog  |   |   |   |
|--|---|---|---|
| Description  | 3.35  | 4.0   | 5.0   |
| <ul style="list-style-type: none"> <li>Inserted into the Impression Coping</li> <li>Packaged in three dimensions to accommodate smaller and larger sized implants</li> </ul> |  |  |  |
|  | RLAL30S   | RLAL40S   | RLAL50S   |

| Block Out Spacers   |   |
|---|---|
| Description   | Image/Item code   |
| <ul style="list-style-type: none"> <li>Blocks out undercut areas immediately</li> <li>Surrounds the abutment</li> <li>Keeps the rim of the Denture Attachment Housing clean during the pick-up</li> </ul> |  |
|   | RLBSS   |






| Impression Coping   |   |
|---|---|
| Description   | Image/Item code   |
| <ul style="list-style-type: none"> <li>Used to transfer the position of the abutment from the mouth into the model</li> </ul> |  |
|   | RLICS   |

# Locator<sup>®</sup> Processing Components

| Denture Attachment Processing Assembly  |   |
|---|---|
| Description   | Image/Item code   |
| <ul style="list-style-type: none"> <li>Permanently attached into the overdenture allowing the Retention Inserts to pivot during insertion and removal</li> <li>Packing unit: 4ea</li> </ul> |  |
|   | RLDAPAS   |

| Processing Insert   |   |
|---|---|
| Description   | Image/Item code   |
| <ul style="list-style-type: none"> <li>The pre-inserted Black Processing Insert is used during the pick-up and try-in processes</li> <li>Packing unit: 4ea</li> </ul> |  |
|   | RLBPS   |

| R-Tx Retention Insert Tool  |   |
|---|---|
| Description   | Image/Item code   |
| <ul style="list-style-type: none"> <li>Used only for insertion and removal of the Retention and Processing Inserts</li> </ul> |  |
|   | LCCT  |

| CHAIRSIDE <sup>®</sup> Attachment Processing Material  |  |  |
|--|--|--|
| Description  | Type   | Image/Item code  |
| <ul style="list-style-type: none"> <li>Designed for ease of use and predictability when processing attachments into full and partial overdentures, using either a chairside or laboratory procedure</li> </ul> | <b>4mL Syringe</b> <ul style="list-style-type: none"> <li>4ml Syringe and Plunger</li> <li>Mixing tip: 15ea</li> <li>Angled Tip: 15ea</li> </ul> |  <p>4mL Syringe and Plunger</p>  <p>Mixing Tips (15)</p>  <p>Angled Tips (15)</p> |
|  | CSPM8  |  |
|  | <b>18mL Cartridge</b> <ul style="list-style-type: none"> <li>18ml Cartridge</li> <li>Mixing Tips: 10ea</li> </ul>                                |  <p>18mL Cartridge</p>  <p>Mixing Tips (10)</p>   |
|  | CSPM18   |  |

**HIOSSEN**  
IMPLANT

# SSIII Implant System

| ET III Implant System  |       |
|--|-------|
| Description  | Guide |
| <ul style="list-style-type: none"> <li>• Non-submerged type implant with an internal octa and 8° tapered connection</li> <li>• Optimized screw thread design with the ideal SA surface</li> <li>• Tapered body design with high initial stability</li> <li>• Corkscrew threading with excellent self-tapping effect</li> <li>• Excellent initial stability necessary for immediate loading, even in soft bone</li> </ul> <p><b>Ultra-wide</b></p> <ul style="list-style-type: none"> <li>• Ideal for posterior extracted tooth, for immediate placement, or for replacing a failed implant</li> <li>• Apex is specifically designed for excellent initial stability in an extracted tooth site</li> <li>• Recommended insertion torque: &lt;= 40 Ncm</li> <li>• Implants with D4.5mm or more are recommended for the posterior area</li> </ul> <div style="border: 1px solid gray; border-radius: 15px; padding: 10px; margin-top: 20px;"> <p><b>Order Code</b><br/> <b>NoMount Implant:</b> Code starts with "SS"<br/> <b>Mount Implant:</b> Code starts with "AS"</p> </div> |       |

| Platform   | Regular              |             |             |                      |             |             | Ultra-Wide  |             |
|--|----------------------|-------------|-------------|----------------------|-------------|-------------|-------------|-------------|
| G/H  | 1.8mm Pre-Mount Only |             |             | 2.8mm Pre-Mount Only |             |             | 2.0 mm      |             |
| P  | PØ 4.8               |             |             | PØ 4.8               |             |             | PØ 6.0      |             |
| D  | DØ3.5                | DØ3.5       | DØ4.0       | DØ4.5                | DØ5.0       | DØ5.5       | DØ6.0       | DØ7.0       |
| <div style="display: flex; flex-direction: column; align-items: center;"> <div style="border: 2px solid green; border-radius: 50%; width: 30px; height: 30px; display: flex; align-items: center; justify-content: center; margin-bottom: 5px;">R</div> <div style="border: 2px solid blue; border-radius: 50%; width: 30px; height: 30px; display: flex; align-items: center; justify-content: center; margin-bottom: 5px;">W</div> <div>L</div> </div> |                      |             |             |                      |             |             |             |             |
| 6mm Pre-mount  | -                    | -           | -           | -                    | -           | -           | -           | SS3W5006S20 |
| 7mm  | -                    | SS3R4007S18 | SS3R4507S18 | -                    | -           | -           | SS3W4507S20 | SS3W5007S20 |
| 8.5mm  | SS3R3508S18          | SS3R4008S18 | SS3R4508S18 | SS3R3508S28          | SS3R4008S28 | SS3R4508S28 | SS3W4508S20 | SS3W5008S20 |
| 10mm   | SS3R3510S18          | SS3R4010S18 | SS3R4510S18 | SS3R3510S28          | SS3R4010S28 | SS3R4510S28 | SS3W4510S20 | SS3W5010S20 |
| 11.5mm   | SS3R3511S18          | SS3R4011S18 | SS3R4511S18 | SS3R3511S28          | SS3R4011S28 | SS3R4511S28 | SS3W4511S20 | SS3W5011S20 |
| 13 mm  | SS3R3513S18          | SS3R4013S18 | SS3R4513S18 | SS3R3513S28          | SS3R4013S28 | SS3R4513S28 | SS3W4513S20 | SS3W5013S20 |

※ Specifications are subject to change without any notice

# Healing Abutment

| Healing Abutment   |             |                               |                  |             |
|--|-------------|-------------------------------|------------------|-------------|
| Description  |             | Image/Guide                   |                  |             |
| <ul style="list-style-type: none"> <li>Select appropriate mount according to the implant platform</li> <li>Tighten with a 1.2 hex hand driver</li> <li>P = Platform</li> </ul> |             | <p>Implant level</p> <p>H</p> |                  |             |
| H  | 2.0         | 3.0                           | 4.0              | 5.0         |
| <p><b>R</b> Regular</p> <p><b>W</b> Wide</p>   |             |                               |                  |             |
| <p>Ø4.8</p> <p>Ø6.0</p>  | SSH482<br>- | SSH483<br>SSH603              | SSH484<br>SSH604 | SSH485<br>- |

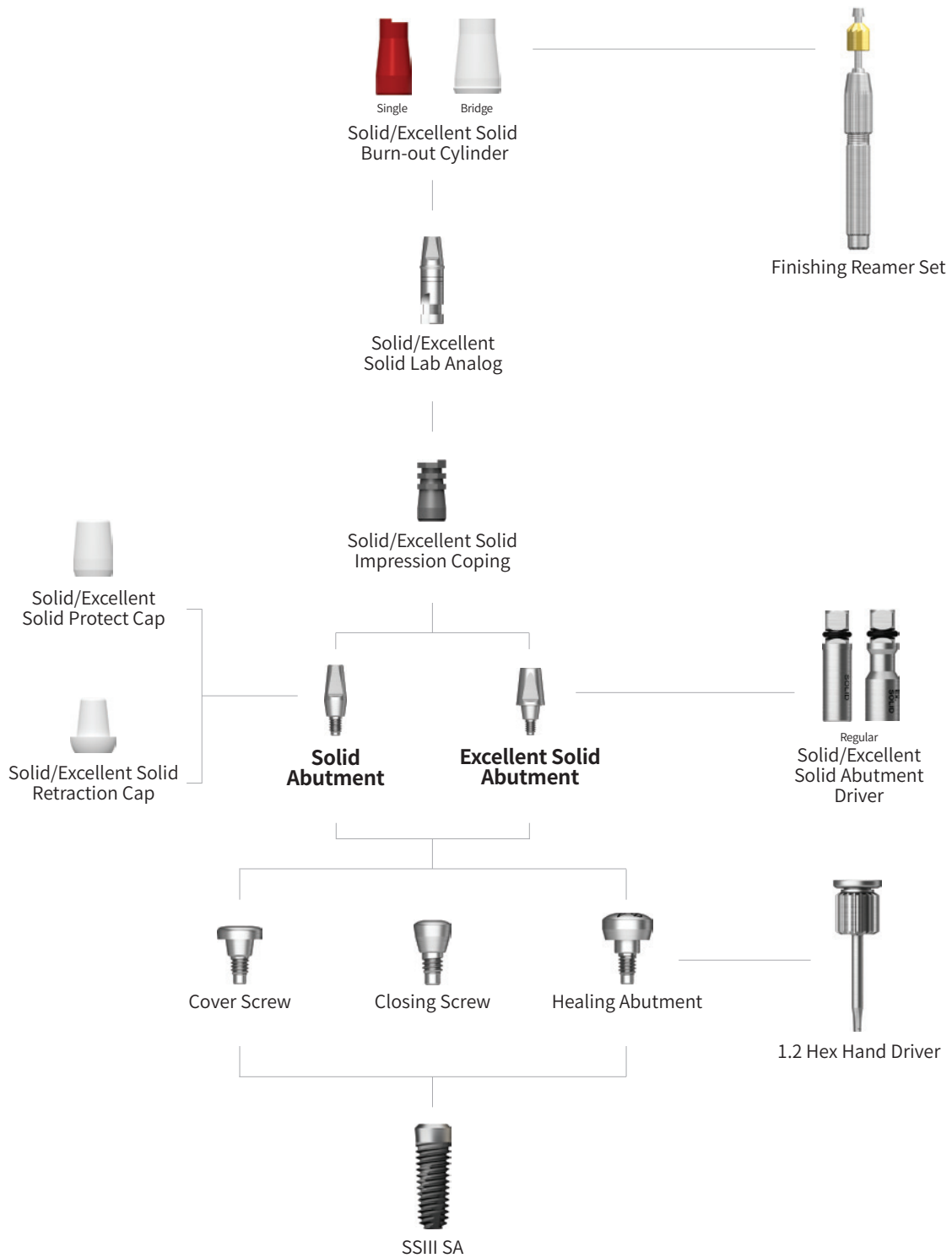
# Mount & Screw

| Cover Screw  |  |             |         |
|--|--|-------------|---------|
| Description  | P  | Regular     | Wide    |
| <ul style="list-style-type: none"> <li>Select appropriate mount according to the implant platform</li> <li>Tighten with a 1.2 hex hand driver</li> <li>P = Platform</li> </ul> | <p><b>R</b> Regular</p> <p><b>W</b> Wide</p> | <p>1.48</p> |         |
|  |  | SSCS480     | SSCS600 |

| Closing Screw  |  |          |          |
|--|--|----------|----------|
| Description  | P  | Regular  | Wide     |
| <ul style="list-style-type: none"> <li>Used when the soft tissue of the suture part is insufficient</li> <li>Tighten with a 1.2 hex hand driver</li> <li>P = Platform</li> </ul> | <p><b>R</b> Regular</p> <p><b>W</b> Wide</p> |          |          |
|  |  | SSCS480N | SSCS600N |

# Solid/Excellent Solid

Abutment Level Impression





# Solid Abutment





| Convertible Plastic Cylinder  |                                   |                    |                    |              |
|---|-----------------------------------|--------------------|--------------------|--------------|
| Description   | Image/Guide                       |                    |                    |              |
| <ul style="list-style-type: none"> <li>• Cement-retained prosthesis</li> <li>• Abutment level impression</li> <li>• Ø4.8: Torque using a solid abutment driver (code: SDSL/SDSS)</li> <li>• Ø6.0: Torque using a 1.2 hex driver or solid abutment driver</li> <li>• Recommended tightening torque: 30Ncm</li> <li>• Packing unit: abutment + protect cap</li> </ul> |                                   |                    |                    |              |
|   | H                                 | 4.0                | 5.5                | 7.0          |
|   | <b>R</b> Regular<br><b>W</b> Wide |                    |                    |              |
|   | <b>P Ø4.8</b><br><b>P Ø6.0</b>    | SSS484P<br>SSS604P | SSS485P<br>SSS605P | SSS487P<br>- |




| Solid Protect Cap   |                                   |                  |                  |             |
|---|-----------------------------------|------------------|------------------|-------------|
| Description   | H                                 | 4.0              | 5.5              | 7.0         |
| <ul style="list-style-type: none"> <li>• Protects the solid abutment and minimizes patient irritation</li> <li>• Can be used as the base for a provisional crown</li> </ul> | <b>R</b> Regular<br><b>W</b> Wide |                  |                  |             |
|   | <b>P Ø4.8</b><br><b>P Ø6.0</b>    | SSC484<br>SSC604 | SSC485<br>SSC605 | SSC487<br>- |




| Solid Impression Coping  |                                   |                    |                    |              |
|--|-----------------------------------|--------------------|--------------------|--------------|
| Description  | H                                 | 4.0                | 5.5                | 7.0          |
| <ul style="list-style-type: none"> <li>• Components for solid abutment impression</li> <li>• Possibility of precise prosthesis using lab analog</li> <li>• Color coded by abutment height</li> </ul> | <b>R</b> Regular<br><b>W</b> Wide |                    |                    |              |
|  | <b>P Ø4.8</b><br><b>P Ø6.0</b>    | SSIC484<br>SSIC604 | SSIC485<br>SSIC605 | SSIC487<br>- |




| Solid Impression Coping   |                                   |                    |                    |              |
|---|-----------------------------------|--------------------|--------------------|--------------|
| Description   | H                                 | 4.0                | 5.5                | 7.0          |
| <ul style="list-style-type: none"> <li>• Components that replace resin caps before wax up using solid abutments</li> <li>• Used in the same color as solid impression coping</li> </ul> | <b>R</b> Regular<br><b>W</b> Wide |                    |                    |              |
|   | <b>P Ø4.8</b><br><b>P Ø6.0</b>    | SSSA484<br>SSSA604 | SSSA485<br>SSSA605 | SSSA487<br>- |

# Solid Abutment Components

| Solid Burn-out Cylinder  |   |   |   |
|--|---|---|---|
| Description  | H   | Single  | Bridge  |
| <ul style="list-style-type: none"> <li>• Solid abutment components that reproduce them on the model after impression taking</li> <li>• Sophisticated prosthesis can be produced inside</li> <li>• After casting, remove the lower part of the margin holding part</li> </ul> |  Regular<br> Wide |  |  |
|  | P Ø4.8<br>P Ø6.0  | SSSP480S<br>SSSP600S  | SSSP480B<br>SSSP600B  |

| Solid Impression Cap  |   |   |
|---|---|---|
| Description   |   | Image/Item code   |
| <ul style="list-style-type: none"> <li>• An impression cap used when the solid abutment is trimmed</li> <li>• Used with a solid shoulder analog and analog pin</li> </ul> |  Regular<br> Wide |  |
|   | P Ø4.8<br>P Ø6.0  | SSIP480<br>SSIP600  |

| Solid Shoulder Analog  |   |   |
|--|---|---|
| Description  |   | Image/Item code   |
| <ul style="list-style-type: none"> <li>• Impression product used when removing solid abutment</li> <li>• Reproducing the platform part of the implant in the work model</li> <li>• Used with solid impression cap and shoulder analog pin</li> </ul> |  Regular<br> Wide |  |
|  | P Ø4.8<br>P Ø6.0  | SSSLA480<br>SSSLA600  |






| Solid Shoulder Analog Pin  |   |   |
|--|---|---|
| Description  |   | Image/Item code   |
| <ul style="list-style-type: none"> <li>• An impression coping component used when the solid abutment is trimmed</li> <li>• Reinforces the narrow part of the abutment</li> <li>• Used with a solid shoulder analog and impression cap</li> </ul> |  Regular<br> Wide |  |
|  | P Ø4.8<br>P Ø6.0  | SSSAP480<br>SSSAP600  |






# Excellent Solid Abutment





| Excellent Solid Abutment  |                                   |                    |                    |              |
|---|-----------------------------------|--------------------|--------------------|--------------|
| Description   | Image/Guide                       |                    |                    |              |
| <ul style="list-style-type: none"> <li>• Cement-retained prosthesis</li> <li>• Ideal for molar cases due to its larger volume (compared to the solid abutment), trim as needed</li> <li>• Abutment level impression</li> <li>• Ø4.8: Torque using a 1.2 hex driver or an excellent solid abutment driver (code: ESDSS/ESDSL)</li> <li>• Ø6.0: Torque using a 1.2 hex driver or an excellent solid abutment driver (code: ESD60S)</li> <li>• Recommended tightening torque: 30Ncm</li> <li>• Packing unit: abutment + protect cap</li> </ul> |                                   |                    |                    |              |
|   | H                                 | 4.0                | 5.5                | 7.0          |
|   | <b>R</b> Regular<br><b>W</b> Wide |                    |                    |              |
|   | <b>P</b> Ø4.8<br><b>P</b> Ø6.0    | SSE484P<br>SSE604P | SSE485P<br>SSE605P | SSE487P<br>- |




| Excellent Solid Protect Cap   |                                   |                    |                    |              |
|---|-----------------------------------|--------------------|--------------------|--------------|
| Description   | H                                 | 4.0                | 5.5                | 7.0          |
| <ul style="list-style-type: none"> <li>• Protects the solid abutment and minimizes patient irritation</li> <li>• Can be used as the base for a provisional crown</li> </ul> | <b>R</b> Regular<br><b>W</b> Wide |                    |                    |              |
|   | <b>P</b> Ø4.8<br><b>P</b> Ø6.0    | SSEC484<br>SSEC604 | SSEC485<br>SSEC605 | SSEC487<br>- |


# Excellent Solid Abutment Components


| Excellent Solid Impression Coping  |   |  |   |   |
|--|---|--|---|---|
| Description  | H   | 4.0  | 5.5   | 7.0   |
| <ul style="list-style-type: none"> <li>Impression components for Excellent solid abutment</li> <li>Possibility of precise prosthesis using lab analog</li> <li>Color coded by abutment height</li> </ul> |  Regular<br> Wide |  |  |  |
|  | P Ø4.8<br>P Ø6.0  | SSEIC484<br>SSEIC604   | SSEIC485<br>SSEIC605  | SSEIC487<br>-   |

| Excellent Solid Lab Analog  |   |  |   |   |
|---|---|--|---|---|
| Description   | H   | 4.0  | 5.5   | 7.0   |
| <ul style="list-style-type: none"> <li>Components that replace resin caps before wax up using solid abutments</li> <li>Used in the same color as solid impression coping</li> </ul> |  Regular<br> Wide |  |  |  |
|   | P Ø4.8<br>P Ø6.0  | SSEA484<br>SSEA604   | SSEA485<br>SSEA605  | SSEA487<br>-  |

| Solid Burn-out Cylinder  |   |   |   |
|--|---|---|---|
| Description  | H   | Single  | Bridge  |
| <ul style="list-style-type: none"> <li>Excellent solid abutment components that reproduce this on the model after impression taking</li> <li>Sophisticated prosthesis can be produced inside</li> <li>After casting, remove the lower part of the margin holding part</li> </ul> |  Regular<br> Wide |  |  |
|  | P Ø4.8<br>P Ø6.0  | SSEP480S<br>SSEP600S  | SSEP480B<br>SSEP600B  |

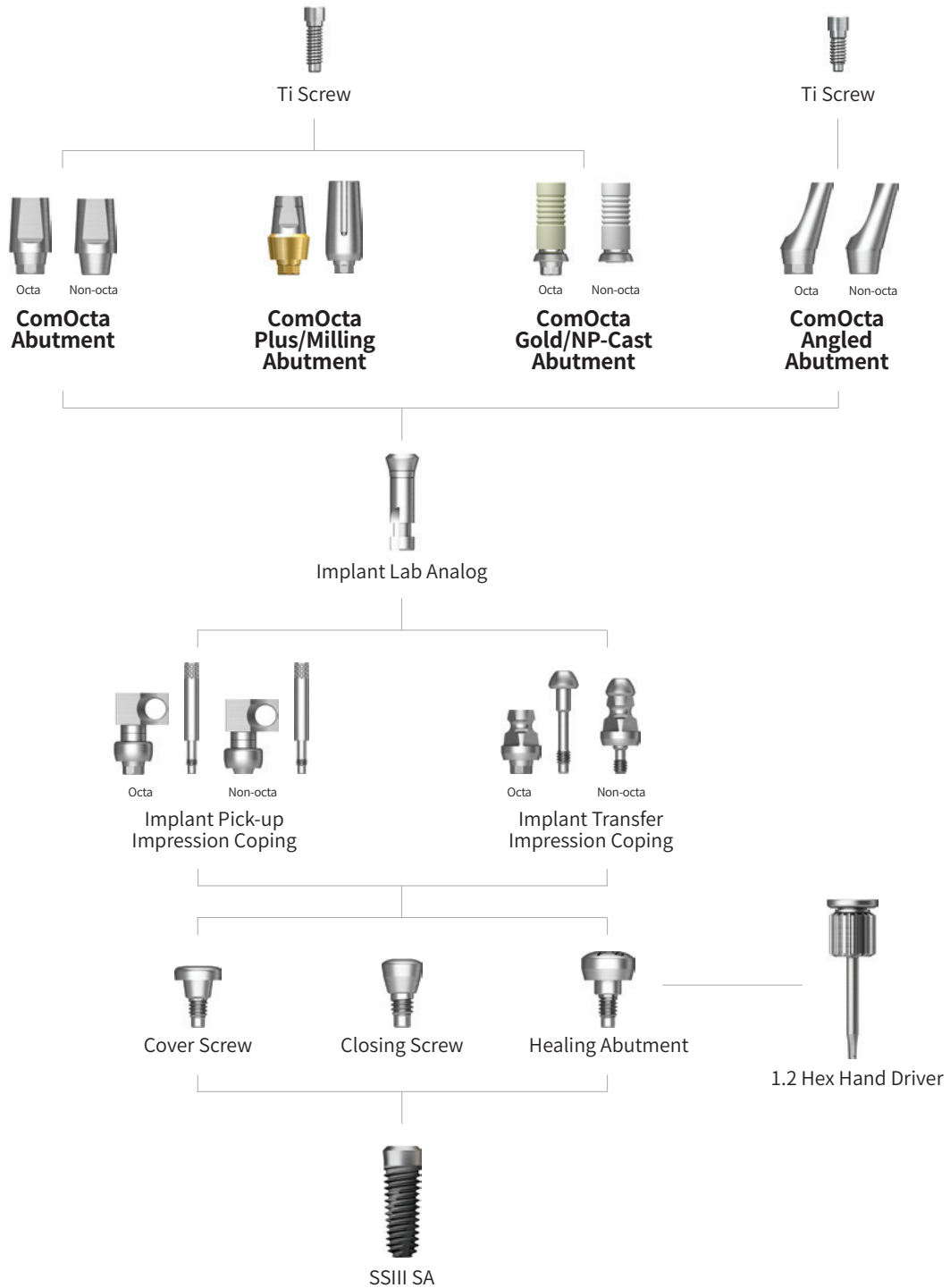
| Solid Impression Cap  |   |   |
|---|---|---|
| Description   |   | Image/Item code   |
| <ul style="list-style-type: none"> <li>An impression cap used when the solid abutment is trimmed</li> <li>Used with a solid shoulder analog and analog pin</li> </ul> |  Regular<br> Wide |  |
|   | P Ø4.8<br>P Ø6.0  | SSEIP480<br>SSEIP600  |

| Solid Shoulder Analog  |  |   |
|--|--|---|
| Description  |  | Image/Item code   |
| <ul style="list-style-type: none"> <li>• Impression product used when removing excellent solid abutment</li> <li>• Reproducing the platform part of the implant in the work model</li> <li>• Used with excellent solid impression cap and shoulder analog pin</li> </ul> | <p><b>R</b> Regular</p> <p><b>W</b> Wide</p> |  |
|  | <p>P Ø4.8</p> <p>P Ø6.0</p>                  | <p>SSSLA480</p> <p>SSSLA600</p>   |

| Solid Shoulder Analog Pin  |  |   |
|--|--|---|
| Description  |  | Image/Item code   |
| <ul style="list-style-type: none"> <li>• An impression coping component used when the solid abutment is trimmed</li> <li>• Reinforces the narrow part of the abutment</li> <li>• Used with a solid shoulder analog and impression cap</li> </ul> | <p><b>R</b> Regular</p> <p><b>W</b> Wide</p> |  |
|  | <p>P Ø4.8</p> <p>P Ø6.0</p>                  | <p>SSSAP480</p> <p>SSSAP600</p>   |

# ComOcta/SmartFit

Abutment Level Impression



# ComOcta Abutment

| ComOcta Abutment  |                        |                        |                        |                          |                          |                          |
|---|------------------------|------------------------|------------------------|--------------------------|--------------------------|--------------------------|
| Description   |                        |                        |                        | Image/Guide              |                          |                          |
| <ul style="list-style-type: none"> <li>• Cement/combination-retained prosthesis</li> <li>• Implant level impression</li> <li>• Able to take abutment level impression using a retraction cap</li> <li>• Torque using a 1.2 hex driver</li> <li>• Recommended tightening torque: 30Ncm</li> <li>• Packing unit: abutment + Ti Screw</li> </ul> |                        |                        |                        |                          |                          |                          |
|   |                        | Octa                   |                        |                          | Non-Octa                 |                          |
| H   | 4.0                    | 5.5                    | 7.0                    | 4.0                      | 5.5                      | 7.0                      |
| <b>R</b> Regular<br><b>W</b> Wide   |                        |                        |                        |                          |                          |                          |
| <b>P</b> Ø4.8<br><b>P</b> Ø6.0  | SSCA484TH<br>SSCA604TH | SSCA485TH<br>SSCA605TH | SSCA487TH<br>SSCA607TH | SSCA484NTH<br>SSCA604NTH | SSCA484NTH<br>SSCA605NTH | SSCA487NTH<br>SSCA607NTH |

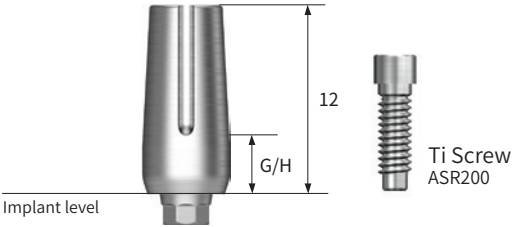


# ComOcta Plus Abutment

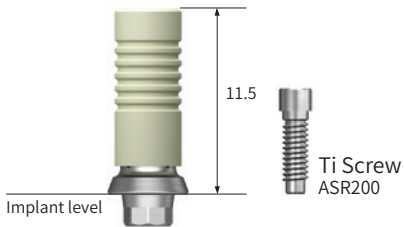


| ComOcta Plus Abutment  |             |
|--|-------------|
| Description  | Image/Guide |
| <ul style="list-style-type: none"> <li>Cement/combination abutment for prosthesis manufacturing</li> <li>Used when the gingiva is thick or the implant is deeply implanted</li> <li>Abutment - implant interlock is 45° platform contact</li> <li>Implant level impression</li> <li>Torque using a 1.2 hex driver</li> <li>Recommended torque of tightening screw: 30Ncm</li> <li>Packing unit: abutment + Ti Screw</li> </ul> |             |

|   |                                      | Octa                                 |                             |                             |                             |                              |  |  |  |
|---|--------------------------------------|--------------------------------------|-----------------------------|-----------------------------|-----------------------------|------------------------------|--|--|--|
| H   |                                      | 4.0                                  |                             |                             |                             | 5.5                          |  |  |  |
| G/H   |                                      | 1.0                                  | 2.0                         | 3.0                         | 4.0                         | 1.0                          | 2.0                                      | 3.0                                      | 4.0                                      |
| <div style="display: flex; flex-direction: column; align-items: center;"> <div style="background-color: #2e8b57; color: white; border-radius: 50%; width: 20px; height: 20px; display: flex; align-items: center; justify-content: center; margin-bottom: 5px;">R</div> <span>Regular</span> <div style="background-color: #0070c0; color: white; border-radius: 50%; width: 20px; height: 20px; display: flex; align-items: center; justify-content: center; margin-bottom: 5px;">W</div> <span>Wide</span> </div> |                                      |                                      |                             |                             |                             |                              |  |  |  |
|   | P Ø4.8                               | D Ø5.5<br>D Ø6.0<br>D Ø6.5<br>D Ø7.0 | SSCAP4814CTH<br>-<br>-<br>- | SSCAP4824CTH<br>-<br>-<br>- | SSCAP4834CTH<br>-<br>-<br>- | SSCAP4844CTH<br>-<br>-<br>-  | SSCAP4816CTH<br>-<br>-<br>-              | SSCAP4826CTH<br>SSCAP4826ETH<br>-<br>-   | SSCAP4836CTH<br>-<br>SSCAP4836ETH<br>-   |
| P Ø6.0  | D Ø6.5<br>D Ø6.8<br>D Ø7.2<br>D Ø7.6 | SSCAP6014CTH<br>-<br>-<br>-          | SSCAP6024CTH<br>-<br>-<br>- | SSCAP6034CTH<br>-<br>-<br>- | SSCAP6044CTH<br>-<br>-<br>- | SSCAP6016CTH<br>-<br>-<br>-  | SSCAP6026CTH<br>SSCAP6026ETH<br>-<br>-   | SSCAP6036CTH<br>-<br>SSCAP6036ETH<br>-   | SSCAP6046CTH<br>-<br>-<br>SSCAP6046ETH   |
|   |                                      | Non-Octa                             |                             |                             |                             |                              |  |  |  |
| H   |                                      | 4.0                                  |                             |                             |                             | 5.5                          |  |  |  |
| G/H   |                                      | 1.0                                  | 2.0                         | 3.0                         | 4.0                         | 1.0                          | 2.0                                      | 3.0                                      | 4.0                                      |
| <div style="display: flex; flex-direction: column; align-items: center;"> <div style="background-color: #2e8b57; color: white; border-radius: 50%; width: 20px; height: 20px; display: flex; align-items: center; justify-content: center; margin-bottom: 5px;">R</div> <span>Regular</span> <div style="background-color: #0070c0; color: white; border-radius: 50%; width: 20px; height: 20px; display: flex; align-items: center; justify-content: center; margin-bottom: 5px;">W</div> <span>Wide</span> </div> |                                      |                                      |                             |                             |                             |                              |  |  |  |
|   | P Ø4.8                               | D Ø5.5<br>D Ø6.0<br>D Ø6.5<br>D Ø7.0 |                             |                             |                             |                              | SSCAP4816CNTH<br>-<br>-<br>-             | SSCAP4826CNTH<br>SSCAP4826ENTH<br>-<br>- | SSCAP4836CNTH<br>-<br>SSCAP4836ENTH<br>- |
| P Ø6.0  | D Ø6.5<br>D Ø6.8<br>D Ø7.2<br>D Ø7.6 |                                      |                             |                             |                             | SSCAP6016CNTH<br>-<br>-<br>- | SSCAP6026CNTH<br>SSCAP6026ENTH<br>-<br>- | SSCAP6036CNTH<br>-<br>SSCAP6036ENTH<br>- | SSCAP6046CNTH<br>-<br>-<br>SSCAP6046ENTH |

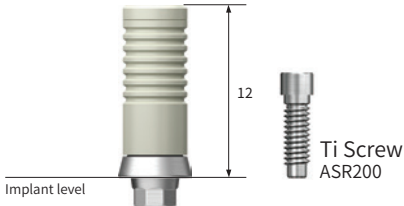







# ComOcta Abutment Components

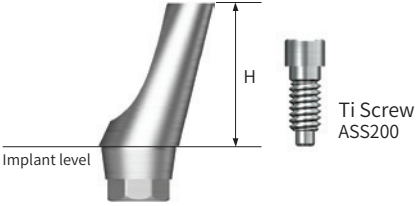


| ComOcta Milling Abutment   |  |   |   |
|--|--|---|---|
| Description  | Type   | Octa  | Non-Octa  |
| <ul style="list-style-type: none"> <li>• Cement/combination/screw-retained prosthesis</li> <li>• Customized prosthesis cast with gold alloy</li> <li>• Abutment fastens to the platform at a 45° angle</li> <li>• Abutment melting point: 1400-1450°C (2552~2642°F)</li> <li>• Implant level impression</li> <li>• Torque using a 1.2 hex driver</li> <li>• Recommended tightening torque: 30Ncm</li> <li>• Packing unit: abutment + Ti Screw</li> </ul>  | <p><b>R</b> Regular</p> <p><b>W</b> Wide</p> |  |  |
|  | <p>P Ø4.8</p> <p>P Ø6.0</p>                  | SSCMA4830TH   | SSCMA6030TH   |

| ComOcta Gold Abutment  |  |   |   |
|--|--|---|---|
| Description  | Type   | Octa  | Non-Octa  |
| <ul style="list-style-type: none"> <li>• Cement/combination/screw-retained prosthesis</li> <li>• Customized prosthesis cast with gold alloy</li> <li>• Abutment fastens to the platform at a 45° angle</li> <li>• Abutment melting point: 1400-1450°C (2552~2642°F)</li> <li>• Implant level impression</li> <li>• Torque using a 1.2 hex driver</li> <li>• Recommended tightening torque: 30Ncm</li> <li>• Packing unit: abutment + Ti Screw</li> </ul>  | <p><b>R</b> Regular</p> <p><b>W</b> Wide</p> |  |  |
|  | <p>P Ø4.8</p> <p>P Ø6.0</p>                  | COG480STH<br>COG600STH  | COG480BTH<br>COG600BTH  |






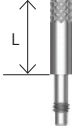


# ComOcta Abutment Components






| ComOcta NP-Cast Abutment   |  |   |   |
|--|--|---|---|
| Description  | Type   | Octa  | Non-Octa  |
| <ul style="list-style-type: none"> <li>Cement/combination/screw-retained prosthesis</li> <li>Customized prosthesis cast with non-precious alloy</li> <li>Abutment fastens to the platform at a 45° angle</li> <li>Abutment melting point: 1400-1450°C (2552~2642°F)</li> <li>Implant level impression</li> <li>Torque using a 1.2 hex driver</li> <li>Recommended tightening torque: 30Ncm</li> <li>Packing unit: abutment + Ti Screw</li> </ul>  | <p><b>R</b> Regular</p> <p><b>W</b> Wide</p> |  |  |
|  |  | <p>P Ø4.8</p> <p>P Ø6.0</p>   | <p>CON480STH</p> <p>CON600STH</p>   |




| ComOcta Protect Cap   |  |  |   |   |
|---|--|--|---|---|
| Description   | H  | 4.0  | 5.5   | 7.0   |
| <ul style="list-style-type: none"> <li>Protects ComOcta abutment final prosthesis</li> <li>Can be used as a temporary crown base</li> <li>Excellent Solid Protect Cap can substitute for wide type</li> </ul> | <p><b>R</b> Regular</p> <p><b>W</b> Wide</p> |  |  |  |
|   |  | <p>P Ø4.8</p> <p>P Ø6.0</p>  | <p>S SCC484</p> <p>S SEC604</p>   | <p>S SCC485</p> <p>S SEC605</p>   |

| ComOcta Angled Abutment  |  |   |   |
|--|--|---|---|
| Description  | Type   | Octa  |   |
|  | Angle  | 15°   | 20°   |
| <ul style="list-style-type: none"> <li>Cement/combination-retained prosthesis</li> <li>Angle compensation between 15°/20°</li> <li>Use dedicated abutment screw</li> <li>Implant level impression</li> <li>Torque using a 1.2 hex driver</li> <li>Recommended tightening torque: 30Ncm</li> <li>Packing unit: abutment + Ti screw(only angled)</li> </ul> <p>Abutment + Ti Screw order code<br/>:product code + TH (ex: SSA4815TH)</p>  | <p><b>R</b> Regular</p> <p><b>W</b> Wide</p> |  |  |
|  |  | <p>P Ø4.8</p> <p>P Ø6.0</p>   | <p>SSA4815TH</p> <p>SSA6015TH</p>   |

# ComOcta Abutment Components

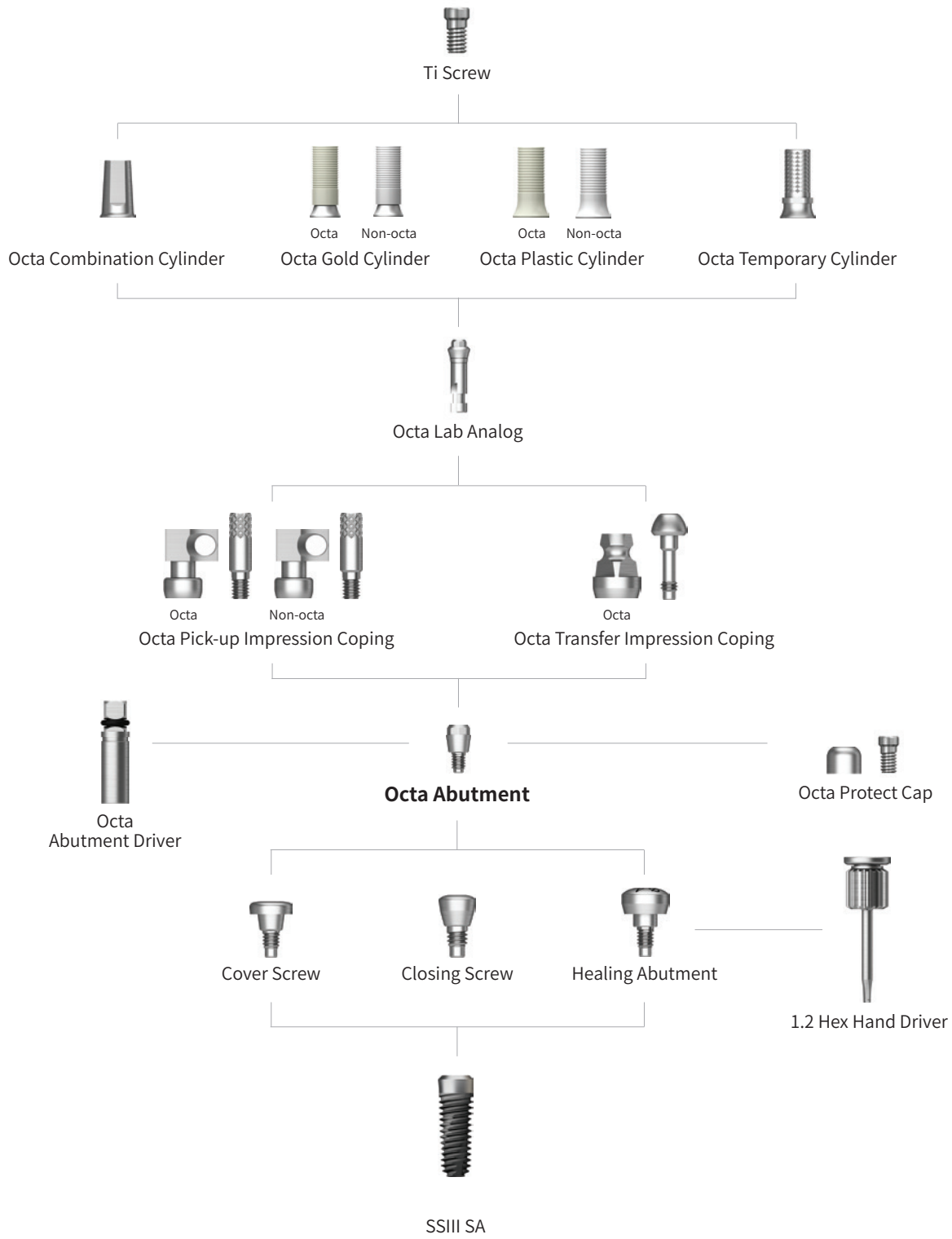
| Implant Pick-up Impression Coping   |   |   |   |   |   |
|---|---|---|---|---|---|
| Description   |   |   |   | Image/Guide   |   |
| <ul style="list-style-type: none"> <li>Components for implant level impression taking</li> <li>For open tray impressions</li> <li>Unique design that is fixed position in the impression material</li> <li>Connect with a 1.2 hex hand driver</li> <li>Packing unit: impression coping body + guide pin(*)</li> </ul> |   |   |   |  |   |
| Type  | Octa  | Non-Octa  | Guide Pin   |   |   |
| L   | 10  |   | 10  | 15  | 17  |
|  Regular<br> Wide   |  |  |  |  |  |
| P Ø4.8<br>P Ø6.0  | SSICA480<br>SSICA600  | SSICA480N<br>-  | CSR100*(L5)   | CSR150*(L10)  | CSR170  |

| Implant Transfer Impression Coping  |   |   |   |   |
|---|---|---|---|---|
| Description   | Type  | Octa  |   |   |
|   | L   | 9.5   | 12.5  |   |
| <ul style="list-style-type: none"> <li>Components for implant level impression taking</li> <li>For closed tray impressions</li> <li>Triangular arc enabling precise placement</li> <li>Tighten with a 1.2 hex hand driver</li> <li>Packing unit               <ul style="list-style-type: none"> <li>- Octa: impression coping body + guide pin</li> <li>- Non-octa: impression coping</li> </ul> </li> </ul> |  |  Regular<br> Wide |  |  |
| P Ø4.8<br>P Ø6.0  |   | COG480STH<br>COG600STH  | COG480BTH<br>COG600BTH  |   |




| Implant Lab Analog  |   |
|---|---|
| Description   | Image/Item code   |
| <ul style="list-style-type: none"> <li>A lab analog for implant level impression</li> <li>Select an appropriate implant platform; Ø4.8/6.0</li> </ul>                                   |  |
|  Regular<br> Wide | SSFA480<br>SSFA600  |
| P Ø4.8<br>P Ø6.0  |   |




# Octa



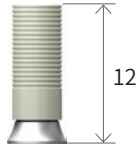
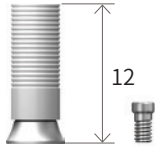

## Abutment Level Impression









# Octa Abutment

| Octa Abutment   |   |   |
|---|---|---|
| Description   |   | Image/Item code   |
| <ul style="list-style-type: none"> <li>Screw-retained prosthesis for multiple prosthetic options</li> <li>Angle compensation of up to 60°</li> <li>Torque using a dedicated outer driver (code: ODSL/ODSS)</li> <li>Recommended tightening torque: 30Ncm</li> </ul> |  Regular<br> Wide |  |
|   | P Ø4.8<br>P Ø6.0  | SSOA480<br>SSOA600  |

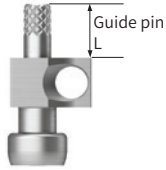



| Octa Protect Cap   |   |   |
|--|---|---|
| Description  |   | Image/Item code   |
| <ul style="list-style-type: none"> <li>Protective cap</li> <li>Tighten with a 1.2 hex hand driver</li> <li>Packing unit: protect cap + Ti Screw</li> </ul> |  Regular<br> Wide |  Ti Screw:<br>SSFS (Ø 4.8 Ø 6.0) |
|  | P Ø4.8<br>P Ø6.0  | SSHC480TH<br>SSHC600TH  |


| Octa Gold Cylinder  |   |  |  |
|---|---|--|--|
| Description   | Type  | Octa   | Non-Octa   |
| <ul style="list-style-type: none"> <li>Screw-retained prosthesis</li> <li>Customized prosthesis cast with gold alloy</li> <li>Cylinder melting point: 1400-1450°C (2552~2642°F)</li> <li>Torque using a 1.2 hex driver</li> <li>Recommended tightening torque: 20Ncm</li> <li>Packing unit: cylinder + Ti cylinder screw</li> </ul> |  Regular<br> Wide |  12 |  12 |
|   |  Ti Screw:<br>SSFS (Ø 4.8 Ø 6.0)   | P Ø4.8<br>P Ø6.0   | SSGCO480TH<br>SSGCO600TH   |


| Octa Temporary Cylinder   |   |   |
|---|---|---|
| Description   | G/H   | 0   |
| <ul style="list-style-type: none"> <li>Provisional prosthesis (Ti Gr-3)</li> <li>Torque using a 1.2 hex driver</li> <li>Recommended tightening torque: 20Ncm</li> <li>Packing unit: cylinder + Ti cylinder screw</li> </ul> |  Regular<br> Wide |  Ti Screw:<br>: SSFS (Ø 4.8 Ø 6.0) |
|   | P Ø4.8<br>P Ø6.0  | SSTCO480TH<br>SSTCO600TH  |

| Octa Temporary Cylinder   |   |   |
|---|---|---|
| Description   | G/H   | 0   |
| <ul style="list-style-type: none"> <li>Screw-retained prosthesis</li> <li>Customized prosthesis cast with non-precious alloys</li> <li>Torque using a 1.2 hex driver</li> <li>Recommended tightening torque: 20Ncm</li> <li>Packing unit: cylinder + Ti cylinder screw</li> </ul> |  Regular<br> Wide |  Ti Screw:<br>SSFS (Ø 4.8 Ø 6.0) |
|   | P Ø4.8<br>P Ø6.0  | SSPSO480TH<br>SSPSO600TH  |

# Octa Abutment Components

| Octa Pick-up Impression Coping   |  |  |   |   |
|--|--|--|---|---|
| Description  | Type   | Octa   | Guie Pin  |   |
|  | L  |  | 0   | 5.0   |
| <ul style="list-style-type: none"> <li>A pick up impression coping for octa abutment</li> <li>Tighten with a 1.2 hex hand driver</li> <li>Packing unit: impression coping body + guide pin(*)</li> </ul>  | <p><b>R</b> Regular</p> <p><b>W</b> Wide</p> |  |  |  |
|  | <p>P Ø4.8</p> <p>P Ø6.0</p>                  | <p>SSICO480</p> <p>SSICO600</p>  | <p>SSGS100</p>  | <p>SSGS150*</p>   |

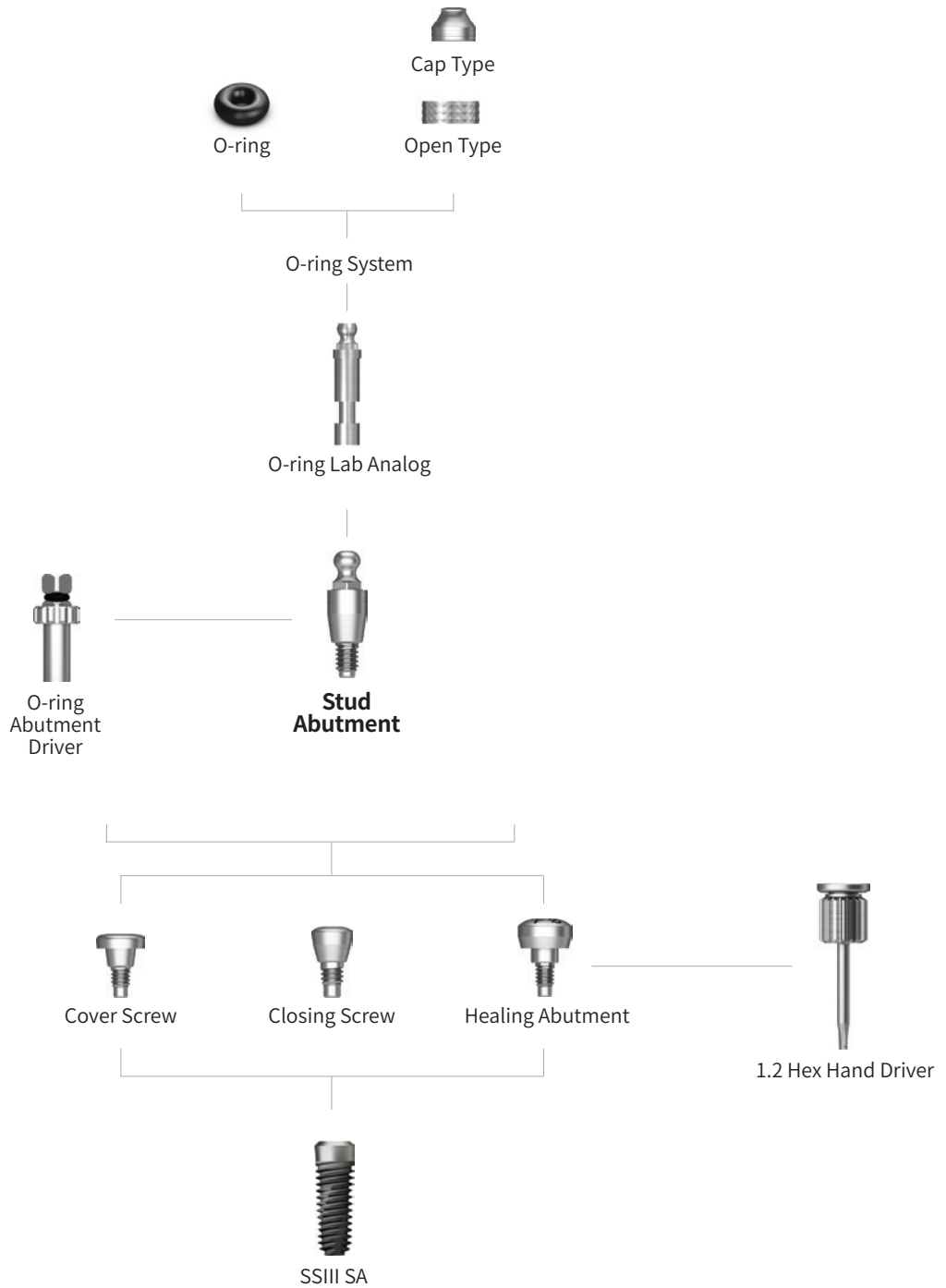
| Octa Transfer Impression Coping  |  |  |
|--|--|--|
| Description  |  | Image/Item code  |
| <ul style="list-style-type: none"> <li>Hand tightened with a 1.2 hex driver</li> <li>Packing unit: Impression coping body + Guide pin</li> </ul> | <p><b>R</b> Regular</p> <p><b>W</b> Wide</p> |  |
|  | <p>P Ø4.8</p> <p>P Ø6.0</p>                  | <p>SSOTI480</p> <p>SSOTI600</p>  |

| Octa Protect Cap   |  |   |
|--|--|---|
| Description  |  | Image/Item code   |
| <ul style="list-style-type: none"> <li>Protective cap</li> <li>Tighten with a 1.2 hex hand driver</li> </ul> | <p><b>R</b> Regular</p> <p><b>W</b> Wide</p> |  |
|  | <p>P Ø4.8</p> <p>P Ø6.0</p>                  | <p>SSLA480</p> <p>SSLA600</p>   |

**HIOSSEN**  
IMPLANT

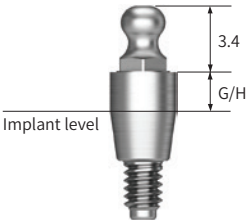




# O-ring



Overdenture











# O-ring Abutment

| O-ring Abutment  |   |   |   |   |
|--|---|---|---|---|
| Description  | G/H   | 0   | 2.0   | 4.0   |
| <ul style="list-style-type: none"> <li>Retains overdenture with o-ring system</li> <li>Angle compensation of up to 20°</li> <li>Torque using an outer driver (code: AORD)</li> <li>Recommended tightening torque: 30Ncm</li> </ul>  |  |  |  |  |
|  |   | P Ø4.8<br>P Ø6.0  | SSRA000<br>SSWA000  | SSRA200<br>SSWA200  |

| O-ring Retainer Cap Set   |  |
|---|--|
| Description   | Image/Item code  |
| <ul style="list-style-type: none"> <li>O-ring housing</li> <li>Place an appropriate o-ring in the metal housing before connecting to the abutment</li> <li>Packing unit: retainer cap + O-ring</li> </ul>  | <br>RCS01 |

| O-ring Set   |  |
|--|--|
| Description  | Image/Item code  |
| <ul style="list-style-type: none"> <li>O-ring set</li> <li>Packing unit: O-ring x 5ea</li> </ul>  | <br>OAON01S |

| O-ring Retainer Set  |   |
|--|---|
| Description  |   |
| <ul style="list-style-type: none"> <li>Used when vertical dimension is shorter than the retainer cap</li> <li>Packing unit: retainer cap + O-ring</li> </ul> |   |
| Retainer   | O-ring  |
|   |  |
| RS01   |   |

| O-ring Lab Analog (Denture)  |  |
|--|--|
| Description  | Image/Item code  |
| <ul style="list-style-type: none"> <li>A lab analog for O-ring abutment</li> </ul>  | <br>OAL |

# EM Implant System Narrow Ridge

| Narrow Ridge   |            |            |            |            | Image/Guide |
|--|------------|------------|------------|------------|-------------|
| Description  |            |            |            |            |             |
| <ul style="list-style-type: none"> <li>Implants suitable for narrow spaces such as mandibular anterior teeth</li> <li>Applied SA surface with excellent osseointegration performance</li> <li>Optimized abutment shape and size without prosthesis removal</li> <li>Recommended insertion torque: 30Ncm or less</li> </ul> |            |            |            |            |             |
| G/H  | 2.5mm      |            | 4.0mm      |            |             |
| D  | DØ2.5      | DØ3.0      | DØ2.5      | DØ3.0      |             |
| L  |            |            |            |            |             |
| 8.5 mm   | EMN2508S25 | EMN3008S25 | EMN2508S40 | EMN3008S40 |             |
| 10 mm  | EMN2510S25 | EMN3010S25 | EMN2510S40 | EMN3010S40 |             |
| 11.5 mm  | EMN2511S25 | EMN3011S25 | EMN2511S40 | EMN3011S40 |             |
| 13 mm  | EMN2513S25 | EMN3013S25 | EMN2513S40 | EMN3013S40 |             |
| 15 mm  | EMN2515S25 | EMN3015S25 | EMN2515S40 | EMN3015S40 |             |

## Components








| Impression Coping (Narrow Ridge)  |                 |
|---|-----------------|
| Description   | Image/Item code |
| <ul style="list-style-type: none"> <li>Used for precise impression</li> </ul> |                 |
|   | MSPIC           |

| Temporary Cap  |                 |
|--|-----------------|
| Description  | Image/Item code |
| <ul style="list-style-type: none"> <li>Used for temporary prosthesis production</li> </ul> |                 |
|  | MSPTC           |


| Lab Analog   |                 |
|--|-----------------|
| Description  | Image/Item code |
| <ul style="list-style-type: none"> <li>Insert into impression body for EM Narrow Ridge prosthesis fabrication</li> </ul> |                 |
|  | MSPLA           |


| Burn-out Cylinder  |        |        |
|--|--------|--------|
| Description  | Single | Bridge |
| <ul style="list-style-type: none"> <li>Used as a prosthetic framework by attaching into MS implant narrow ridge</li> <li>After prosthetic casting, the margin is adjusted with a special-purpose reamer</li> </ul> |        |        |
|  | MSPBCS | MSPBCB |



# EM Implant System Denture


| Denture  |   |   |   |   |   |   | Image/Guide   |
|--|---|---|---|---|---|---|---|
| Description  |   |   |   |   |   |   |   |
| <ul style="list-style-type: none"> <li>Implants used for edentulous patients with narrow bone widths</li> <li>Applied SA surface with excellent osseointegration performance</li> <li>Easier and more convenient for denture cases</li> <li>Recommended insertion torque: 30Ncm or less</li> </ul> |   |   |   |   |   |  |   |
| G/H  | 2.0mm   |   |   | 4.0mm   |   |   |   |
| D  | DØ2.0   | DØ2.5   | DØ3.0   | DØ2.0   | DØ2.5   |   | DØ3.0   |
| L  |  |  |  |  |  |   |  |
| 8.5 mm   | EMD2008S20  | EMD2508S20  | EMD3008S20  | EMD2008S40  | EMD2508S40  |   | EMD3008S40  |
| 10 mm  | EMD2010S20  | EMD2510S20  | EMD3010S20  | EMD2010S40  | EMD2510S40  |   | EMD3010S40  |
| 11.5 mm  | EMD2011S20  | EMD2511S20  | EMD3011S20  | EMD2011S40  | EMD2511S40  | EMD3011S40  |   |
| 13 mm  | EMD2013S20  | EMD2513S20  | EMD3013S20  | EMD2013S40  | EMD2513S40  | EMD3013S40  |   |
| 15 mm  | EMD2015S20  | EMD2515S20  | EMD3015S20  | EMD2015S40  | EMD2515S40  | EMD3015S40  |   |

## Components

| O-ring Retainer Cap Set   |   |
|---|---|
| Description   | Image/Item code   |
| <ul style="list-style-type: none"> <li>O-ring housing</li> <li>Place an appropriate o-ring in the metal housing before connecting to the abutment</li> <li>Packing unit: retainer cap + O-ring</li> </ul> |  |
|   | OARCS   |

| O-ring Set   |   |
|--|---|
| Description  | Image/Item code   |
| <ul style="list-style-type: none"> <li>O-ring set</li> <li>Packing unit: O-ring x 5ea</li> </ul> |  |
|  | OAON01S   |

| O-ring Retainer Set  |   |
|--|---|
| Description  |   |
| <ul style="list-style-type: none"> <li>Used when vertical dimension is shorter than the retainer cap</li> <li>Laboratory: Used for production of overdenture</li> <li>Packing unit: retainer cap + O-ring</li> </ul> |   |
| Laboratory   |   |
|   |  |
| OARS   | OA0100S   |

| O-ring Lab Analog (Denture)  |   |
|--|---|
| Description  | Image/Item code   |
| <ul style="list-style-type: none"> <li>A lab analog for O-ring abutment</li> </ul> |  |
|  | OAL   |

# EM Implant System Provisional

| Provisional   |          |          | Image/Guide |
|---|----------|----------|-------------|
| Description   |          |          |             |
| <ul style="list-style-type: none"> <li>Implants used in temporary prosthesis placement for full or partially edentulous patients</li> <li>Neck design for path compensation and strength maintenance</li> <li>Provisional cap and lab analog system to make temporary prosthesis easily</li> <li>Recommended insertion torque: 30Ncm or less</li> </ul> |          |          |             |
| D   | DØ1.8    | DØ2.5    |             |
| L   |          |          |             |
| 10 mm   | EMT18104 | EMT25104 |             |
| 13 mm   | EMT18134 | EMT25134 |             |
| 15 mm   | EMT18154 | EMT25154 |             |

## Components

| Provisional Cap   |                 |
|---|-----------------|
| Description   | Image/Item code |
| <ul style="list-style-type: none"> <li>Used for temporary prosthesis production (titanium)</li> </ul> |                 |
|   | MSTPC           |

| Lab Analog  |                 |
|---|-----------------|
| Description   | Image/Item code |
| <ul style="list-style-type: none"> <li>Implementation of the EM implant provisional abutment part on the working model</li> </ul> |                 |
|   | MSTLA           |

**HIOSSEN**  
IMPLANT







**Smiles that last a life time**

**Hiossen Implant Inc.**

270 Sylvan Ave. Ste 1130, Englewood Cliffs, NJ 07632  
www.hiossen.com Email: marketing@hiossen.com

📍 @hiossen\_implants    📺 @HiossenImplants    📺 @Hiossen

