


Implant System

# ETIII NH

- Faster Bone Healing.
- Superior hydrophilic for enhanced osseointegration
- Highly Predictable Success Rates



**HROSSEN**  
IMPLANT

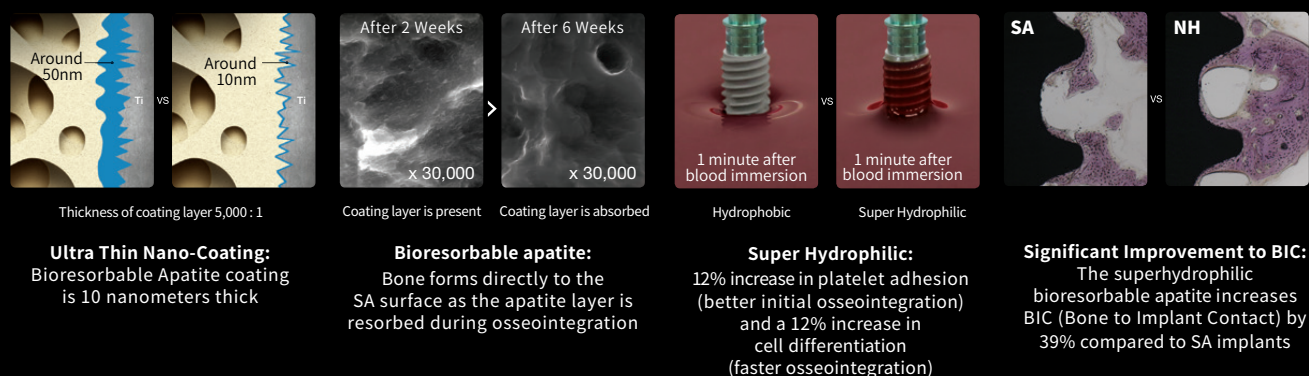


# ETIII NH Implant System

## Faster Bone Healing. Improved Osseointegration.

Our ET NH (Nano-Hydrophilic) implant features a hydrophilic SA (Sandblasted with Alumina and Acid-etched) surface combined with a low crystalline Nano-HA. This super hydrophilic NH surface ensures optimal treatment outcomes with every implant you place on any type of bone. Through its unique corkscrew thread design, the tapered implant body acquires superior initial stability. Renowned for its superior surface treatment, ET NH implant continues to achieve our goal of providing safe, effective and high quality implants to dentists across the globe.

## Benefits Compared to SA Implants



## Highly Predictable Success Rates


This prospective clinical study conducted in 2018 shows the ISQ (Implant Stability Quotient) measurement for four weeks after implant placement using Hiossen ETIII NH Implant. The following table shows the mean ISQ values of implants placed on the maxilla and mandible during the clinical study period. No implant failure or complication occurred.

ISQ values during the study period					
	Implant Placement	Week 1	Week 2	Week 3	Week 4
Maxilla	75.1±6.2	76.2±5.6	76.9±4.8	77.1±5.1	78.4±5.3
Mandible	79.5±6.4	80.5±6.3	80.7±6.4	81.7±5.2	82.6±4.8
Total	78.3±6.6	79.3±6.3	79.7±6.2	80.4±5.5	81.4±5.3

The high ISQ value of over 75 from implant placement indicates strong initial stability after implant placement. Throughout the osseointegration period of four weeks, the mean ISQ value improved with no stability drop. The super-hydrophilic surface improved wettability, significantly increasing blood adhesion. During the remodeling phase, the nano apatite coating was absorbed and the newly formed bone was integrated into the SA surface. The results of this study demonstrate that Hiossen ETIII NH Implant greatly improves the healing process and supports functional loading after approximately four weeks.

Yong-Jin Kim,, Marco Tallarico. (Evaluation of the implant stability quotient for early-loaded implants with a new hydrophilic surface. EDI Journal. 2018).

## ETIII NH Implant



- Bone level with 11° Morse taper internal hex connection
- SA Surface coated with low crystalline nano-HA
- Taper body with corkscrew thread design that acquires superior initial stability
- Narrow threads that increases self-threading, path-correction and initial stability in soft bone
- Recommended implant placement torque: 40 Ncm or less
- Recommended implant size in posterior: Minimum Ø4.5mm

### Narrow

- Optimized for narrow ridge
- Compatible with Mini platform components (Excluded: Cover screw, Mount, Lab analog)

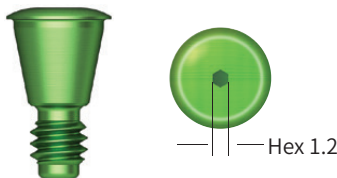
### Ultra-wide

- Optimized for posterior extraction and immediate placement, and replacement of failed implant case
- Efficient apex design that strengthens initial stability with immediate placement after extraction






### Order Code






**NoMount Implant:** Code starts with "C" e.g. CET3R4010B for 4.0x10 NH coated Non-mounted ETIII







**Mount Implant:** Code starts with "A" e.g. AET3R4010B for 4.0x10 NH coated Pre-mounted ETIII















For Ø3.2 implant, connection is 0.5mm shorter







Connection		Mini - Narrow
Implant	L \ D	F 3.2 Hex 2.1
	8.5	ET3M3008B
	10	ET3M3010B
	11.5	ET3M3011B
	13	ET3M3013B
	15	ET3M3015B







Connection		Mini
Implant	L \ D	F 3.5 Hex 2.1
	8.5	ET3M3508B
	10	ET3M3510B
	11.5	ET3M3511B
	13	ET3M3513B
	15	ET3M3515B

Connection		Regular
Implant	L \ D	F 4.0 Hex 2.5
	7	ET3R4007B
	8.5	ET3R4008B
	10	ET3R4010B
	11.5	ET3R4011B
	13	ET3R4013B
	15	ET3R4015B

Connection		Regular
Implant	L \ D	F 4.5 Hex 2.5
	7	ET3R4507B
	8.5	ET3R4508B
	10	ET3R4510B
	11.5	ET3R4511B
	13	ET3R4513B
	15	ET3R4515B

Connection		Regular
Implant	L \ D	F 5.0 Hex 2.5
	7	ET3R5007B
	8.5	ET3R5008B
	10	ET3R5010B
	11.5	ET3R5011B
	13	ET3R5013B
	15	ET3R5015B

Connection		Regular (Ultra-Wide)
Implant	L \ D	F 6.0 Hex 2.5
Short 	6	ET3R6006B
	7	ET3R6007B
	8.5	ET3R6008B
	10	ET3R6010B
	11.5	ET3R6011B
	13	ET3R6013B

Connection		Regular (Ultra-Wide)
Implant	L \ D	F 7.0 Hex 2.5
Short 	6	ET3R7006B
	7	ET3R7007B
	8.5	ET3R7008B
	10	ET3R7010B
	11.5	ET3R7011B
	13	ET3R7013B

**HIOSSEN**  
IMPLANT





Smiles that last a lifetime



Please contact your local sales representative or  
visit our website today to learn more about Hiossen and its products.



All Hiossen Implants are processed and  
Manufactured in the USA

270 Sylvan Ave. Ste 1130, Englewood Cliffs, NJ 07632  
Marketing@hiossen.com | 888.678.0001 | www.hiossen.com

 @hiossen\_implants     @HiossenImplants     @Hiossen

Copyright © 2022 Hiossen Inc. All rights reserved.

All information included herein is subject to change without notice. No part of this brochure may be reproduced in any manner without the prior written permission of Hiossen Inc. Hiossen and the Hiossen logo are trademarks of Hiossen Inc. All other brand or product names are trademarks of their respective companies or organizations.

PF22ET3A4R1.0